

Vlaamse Jeugd Talent Challenge 2025
 Antwerp, 24 - 26/1/2025

 Programmanr. 1 Jongens, 100m rugslag 13 - 14 jaar
 24/01/2025 - 15:00 Resultaten

Punten: AQUA 2024

| Rang | Geb. | Tijd | Pnt |
|----------------|---------------------------|----------|-------------|
| 13 jaar | | | |
| 1. | DE RIDDER, Arne | 12 ZS | 1:07.73 442 |
| 2. | VANSTEENKISTE, Victor | 12 TIME | 1:10.07 399 |
| 3. | VANOLANDE, Thibault | 12 STZ | 1:11.44 376 |
| 4. | RATIU, Matheo | 12 ZCT | 1:13.98 339 |
| 5. | DILLEN, Finn | 12 ZGEEL | 1:14.98 325 |
| 6. | LESCRAUWAET, Max | 12 STZ | 1:14.99 325 |
| 7. | ALEGRE, Agustin | 12 BRABO | 1:15.13 323 |
| 8. | WALTERUS, Kilyan | 12 DMB | 1:15.49 319 |
| 9. | VANSPAUWEN, Viktor | 12 GZVN | 1:15.83 315 |
| 10. | VAN CRAEYNEST, Bas | 12 ROSC | 1:17.09 299 |
| 11. | VROMAN, Finn | 12 STA | 1:17.27 297 |
| 12. | PROUVÉ, Viktor | 12 BEST | 1:17.39 296 |
| 13. | VAN GOETHEM, Arthur | 12 STW | 1:17.62 293 |
| 14. | GEUTJENS, Maxime | 12 DMB | 1:17.78 291 |
| 15. | COENE, Tiele | 12 TIME | 1:18.42 284 |
| 16. | WAUTERS, Sacha | 12 SCWR | 1:18.60 282 |
| 17. | JAMAR, Kamiel | 12 STZC | 1:18.67 282 |
| 18. | MARTELÉ, Stan | 12 MEGA | 1:19.32 275 |
| 19. | VERNIMMEN, Nicholas | 12 LAQUA | 1:19.79 270 |
| 20. | NIJS, Bas | 12 TRUST | 1:20.30 265 |
| 21. | CRISTIAN DAMIAN, Ianis | 12 BRABO | 1:20.73 261 |
| 22. | HOEFMAN, Hannes | 12 STW | 1:21.05 258 |
| 23. | VAN SEVEREN, Merlijn | 12 BRABO | 1:21.66 252 |
| 24. | VAN DAELE, Nand | 12 FAST | 1:22.20 247 |
| 25. | BLOMME, Stan | 12 TZT | 1:22.41 245 |
| 26. | CEUSTERS, Robin | 12 BRABO | 1:23.81 233 |
| 14 jaar | | | |
| 1. | THONON, Matisse | 11 MEGA | 1:02.75 556 |
| 2. | BAERT, Miel | 11 TIME | 1:07.49 446 |
| | DE VALCK, Thibault | 11 HOZT | 1:07.49 446 |
| 4. | WOJCIULA, Tymon | 11 ZNA | 1:08.22 432 |
| 5. | TAYYEM, Abdo-almallek | 11 HZS | 1:08.40 429 |
| 6. | DEBECKER, Matheo | 11 DMI | 1:08.49 427 |
| 7. | HOOGHE, Mauro | 11 ISWIM | 1:09.10 416 |
| 8. | VAN DOOREN, Warre | 11 ZN | 1:09.30 412 |
| 9. | SLUYTS, Tibe | 11 WST | 1:09.79 404 |
| 10. | EVENS, Vince | 11 DMB | 1:10.40 393 |
| 11. | KERSTENS, Bavo | 11 BRABO | 1:10.43 393 |
| 12. | VANVYAENE, Matthys | 11 TIME | 1:10.77 387 |
| 13. | SCHRAUWEN, Bjarne | 11 TSZ | 1:12.07 367 |
| 14. | VAN HOEY BILLIET, Raphaël | 11 STW | 1:12.71 357 |
| 15. | TACQ, Nathan | 11 TIME | 1:12.80 356 |
| 16. | VRANKEN, Barend | 11 DMB | 1:12.92 354 |
| 17. | DE DECKER, Tibe | 11 MEGA | 1:13.42 347 |
| 18. | ROOMAN, Egon | 11 LAQUA | 1:13.62 344 |
| 19. | BAEYENS, Warre | 11 TIME | 1:13.94 339 |
| 20. | GYULNAZARYAN, Max | 11 WST | 1:14.40 333 |
| 21. | BEGUE, Milann | 11 ZGEEL | 1:16.33 308 |

Vlaamse Jeugd Talent Challenge 2025
Antwerp, 24 - 26/1/2025

Programmanr. 1, Jongens, 100m rugslag, 14 jaar

| Rang | | Geb. | | Tijd | Pnt |
|------|---------------------|------|-------|----------------|-----|
| 22. | BOURDIAUDHY, Thibau | 11 | STW | 1:17.45 | 295 |
| 23. | THUYLIE, Vic | 11 | KZK | 1:18.19 | 287 |
| 24. | ROOMAN, Hugues | 11 | LAQUA | 1:18.52 | 283 |
| 25. | GALLE, Lauris | 11 | TIME | 1:19.08 | 277 |
| 26. | VANDEBORGHT, Milan | 11 | SCZ | 1:20.13 | 267 |
| 27. | WILLEMS, Jerke | 11 | TIME | 1:22.02 | 248 |

Vlaamse Jeugd Talent Challenge 2025
 Antwerp, 24 - 26/1/2025

 Programmanr. 2
 24/01/2025 - 15:15

Meisjes, 100m rugslag

 13 - 14 jaar
 Resultaten

Punten: AQUA 2024

| Rang | Geb. | Tijd | Pnt |
|----------------|-------------------------|----------|-------------|
| 13 jaar | | | |
| 1. | EELBODE, Emelie | 12 ZNA | 1:11.28 520 |
| 2. | MELIS, Vlinder | 12 KST | 1:11.29 520 |
| 3. | AELLEN, Bente | 12 STZ | 1:11.82 508 |
| 4. | BLANCQUAERT, Camille | 12 MEGA | 1:12.54 493 |
| 5. | VERLUYTEN, Niene | 12 TSZ | 1:13.19 480 |
| 6. | DELPORTE, Elle | 12 ZB | 1:14.26 460 |
| 7. | CLAEYS, Elena | 12 TZT | 1:14.79 450 |
| 8. | DE VREESE, Julie | 12 MEGA | 1:15.12 444 |
| 9. | VELGHE, Laura | 12 IKZ | 1:15.67 434 |
| 10. | IANNINO, Valentina | 12 STZ | 1:16.68 417 |
| 11. | MOR, Iris | 12 BRABO | 1:16.69 417 |
| 12. | RUTSAERT, Emily | 12 STA | 1:17.14 410 |
| 13. | BAHLOULA, Anissa | 12 BRABO | 1:18.16 394 |
| 14. | THIENPOND, Nina | 12 TIME | 1:18.53 389 |
| 15. | DEKEIN, Yuta | 12 ISWIM | 1:19.05 381 |
| 16. | HUYBEN, Isolde | 12 TZT | 1:19.19 379 |
| 17. | DE SMET, Lily | 12 ZDKK | 1:19.52 374 |
| 18. | DEBRABANDERE, Leonie | 12 TSZ | 1:19.55 374 |
| 19. | BAYENS, Nina | 12 ZDKK | 1:19.65 372 |
| 20. | UYTTERHOEVEN, Fiebe | 12 ZCT | 1:20.22 365 |
| 21. | TOUQUET, Eline | 12 SCWR | 1:20.23 364 |
| 22. | VANSINA, Elle | 12 KAZS | 1:20.72 358 |
| 23. | VERNIEUWE, Irene | 12 TZT | 1:20.83 356 |
| 24. | DELRUE, Aure | 12 DMI | 1:21.34 350 |
| 25. | VANHAECKE, Juliette | 12 MEGA | 1:21.53 347 |
| 26. | BOTERBERGH, Lieke | 12 AST | 1:21.65 346 |
| 27. | VERMAELEN, Miya | 12 ZN | 1:23.00 329 |
| 28. | JORISKES, Lore | 12 DMB | 1:23.32 325 |
| 29. | SCHOUTEDEN, Nienke | 12 DMB | 1:25.47 301 |
| 14 jaar | | | |
| 1. | VANDEVENNE, Liah | 11 DBT | 1:08.06 597 |
| 2. | DE BRUYCKER, Chloë | 11 TZT | 1:10.27 543 |
| 3. | DEPAEPE, Elize | 11 ROSC | 1:11.18 522 |
| 4. | MAES, Noor | 11 AST | 1:13.04 483 |
| 5. | STESSENS, Emma-Louise | 11 TSZ | 1:13.11 482 |
| 6. | HAUTEKIET, Nanoe | 11 BZK | 1:13.18 480 |
| 7. | VANDERLINDEN, Paulien | 11 BEST | 1:13.47 475 |
| 8. | GAYTANT, Sterre | 11 ZORO | 1:13.83 468 |
| 9. | VAN BOCKSTAL, Yoanna | 11 HOZT | 1:14.33 458 |
| 10. | GANTOIS, Janne | 11 BZK | 1:14.57 454 |
| 11. | LAUWERS, Sofie | 11 KST | 1:14.72 451 |
| 12. | WEVER, Gitte | 11 DMB | 1:14.79 450 |
| 13. | VAN LITSENBORG, Aurélie | 11 DBT | 1:15.18 443 |
| 14. | MEULEMEESTER, Nore | 11 TZT | 1:15.23 442 |
| 15. | BONASSI, Hélène | 11 UZKZ | 1:15.42 439 |
| 16. | MALFAIT, Lizanna (Lizi) | 11 FAST | 1:15.64 435 |
| 17. | DARRAS, Nina | 11 TZT | 1:15.82 432 |
| 18. | LINSKENS, Elloise | 11 TZT | 1:16.25 425 |

Vlaamse Jeugd Talent Challenge 2025
Antwerp, 24 - 26/1/2025

Programmanr. 2, Meisjes, 100m rugslag, 14 jaar

| Rang | | Geb. | | Tijd | Pnt |
|------|--------------------------|------|-------|----------------|-----|
| 19. | VANDEKERCKHOVE, Juliette | 11 | TZT | 1:16.46 | 421 |
| 20. | DRUWEL, Nora | 11 | TIME | 1:16.88 | 414 |
| 21. | KERCKHOFS, Nienke | 11 | BEST | 1:17.13 | 410 |
| 22. | THEWISSEN, Mirthe | 11 | HZS | 1:17.52 | 404 |
| 23. | BELLENS, Lore | 11 | SHARK | 1:17.65 | 402 |
| 24. | VERNIERS, Nime | 11 | ZS | 1:17.76 | 400 |
| 25. | ASSCHERICKX, Chloé | 11 | KAZS | 1:17.86 | 399 |
| 26. | DE BRUYNE, Silke | 11 | ISWIM | 1:18.00 | 397 |
| 27. | SARGESJAN, Nala | 11 | HZS | 1:18.53 | 389 |
| 28. | POEL, Maren | 11 | DBT | 1:19.15 | 380 |
| 29. | KERCKHOFS, Kaat | 11 | DMB | 1:19.30 | 377 |
| 30. | VANGELOVEN, Fran | 11 | DMB | 1:19.77 | 371 |
| 31. | DESMET, Sterre | 11 | KLSVZ | 1:19.79 | 370 |
| FF | VAN HOUCKE, Imke | 11 | KWZC | | |



Vlaamse Jeugd Talent Challenge 2025
 Antwerp, 24 - 26/1/2025

 Programmanr. 3
 24/01/2025 - 15:30

Jongens, 400m vrije slag

 13 - 14 jaar
 Resultaten

Punten: AQUA 2024

| Rang | | | Geb. | | | | | | Tijd | Pnt |
|---------|-----------------------|---------------|-------|---------------|-------|---------------|-------|---------------|----------------|-----|
| 13 jaar | | | | | | | | | | |
| 1. | WACHTELAER, Celle | | 12 | AST | | | | | 4:42.69 | 471 |
| | 50m: | 31.83 31.83 | 150m: | 1:44.05 36.45 | 250m: | 2:57.24 36.55 | 350m: | 4:08.56 35.41 | | |
| | 100m: | 1:07.60 35.77 | 200m: | 2:20.69 36.64 | 300m: | 3:33.15 35.91 | 400m: | 4:42.69 34.13 | | |
| 2. | VANSTEENKISTE, Victor | | 12 | TIME | | | | | 4:46.65 | 452 |
| | 50m: | 31.93 31.93 | 150m: | 1:43.73 36.63 | 250m: | 2:57.58 37.14 | 350m: | 4:11.33 36.93 | | |
| | 100m: | 1:07.10 35.17 | 200m: | 2:20.44 36.71 | 300m: | 3:34.40 36.82 | 400m: | 4:46.65 35.32 | | |
| 3. | DE RIDDER, Arne | | 12 | ZS | | | | | 4:46.88 | 451 |
| | 50m: | 31.16 31.16 | 150m: | 1:41.06 36.21 | 250m: | 2:54.40 37.06 | 350m: | 4:09.91 37.99 | | |
| | 100m: | 1:04.85 33.69 | 200m: | 2:17.34 36.28 | 300m: | 3:31.92 37.52 | 400m: | 4:46.88 36.97 | | |
| 4. | VROMAN, Finn | | 12 | STA | | | | | 4:50.93 | 432 |
| | 50m: | 32.16 32.16 | 150m: | 1:45.51 37.49 | 250m: | 3:00.61 37.71 | 350m: | 4:15.58 36.82 | | |
| | 100m: | 1:08.02 35.86 | 200m: | 2:22.90 37.39 | 300m: | 3:38.76 38.15 | 400m: | 4:50.93 35.35 | | |
| 5. | DE BIE, Daan | | 12 | FIRST | | | | | 4:52.97 | 423 |
| | 50m: | 31.81 31.81 | 150m: | 1:45.27 37.22 | 250m: | 3:00.84 37.70 | 350m: | 4:15.89 37.12 | | |
| | 100m: | 1:08.05 36.24 | 200m: | 2:23.14 37.87 | 300m: | 3:38.77 37.93 | 400m: | 4:52.97 37.08 | | |
| 6. | COUVREUR, Fred | | 12 | HOZT | | | | | 4:54.79 | 416 |
| | 50m: | 32.96 32.96 | 150m: | 1:47.27 37.45 | 250m: | 3:03.40 37.98 | 350m: | 4:18.51 37.23 | | |
| | 100m: | 1:09.82 36.86 | 200m: | 2:25.42 38.15 | 300m: | 3:41.28 37.88 | 400m: | 4:54.79 36.28 | | |
| 7. | VANNESTE, Daan | | 12 | KZK | | | | | 4:57.28 | 405 |
| | 50m: | 33.57 33.57 | 150m: | 1:49.36 38.64 | 250m: | 3:05.52 38.33 | 350m: | 4:21.54 37.92 | | |
| | 100m: | 1:10.72 37.15 | 200m: | 2:27.19 37.83 | 300m: | 3:43.62 38.10 | 400m: | 4:57.28 35.74 | | |
| 8. | VANDIJCK, Samuel | | 12 | DMB | | | | | 5:00.56 | 392 |
| | 50m: | 32.97 32.97 | 150m: | 1:50.44 39.32 | 250m: | 3:08.45 39.14 | 350m: | 4:25.53 38.16 | | |
| | 100m: | 1:11.12 38.15 | 200m: | 2:29.31 38.87 | 300m: | 3:47.37 38.92 | 400m: | 5:00.56 35.03 | | |
| 9. | PICEU, Seppe | | 12 | KZK | | | | | 5:00.87 | 391 |
| | 50m: | 32.47 32.47 | 150m: | 1:48.57 38.31 | 250m: | | 350m: | 4:23.75 38.61 | | |
| | 100m: | 1:10.26 37.79 | 200m: | 2:27.57 39.00 | 300m: | 3:45.14 | 400m: | 5:00.87 37.12 | | |
| 10. | VANOLANDE, Thibault | | 12 | STZ | | | | | 5:01.38 | 389 |
| | 50m: | 33.17 33.17 | 150m: | 1:50.45 39.28 | 250m: | 3:09.04 40.11 | 350m: | 4:26.33 38.47 | | |
| | 100m: | 1:11.17 38.00 | 200m: | 2:28.93 38.48 | 300m: | 3:47.86 38.82 | 400m: | 5:01.38 35.05 | | |
| 11. | BEHEYT, Mathis | | 12 | ISWIM | | | | | 5:05.44 | 374 |
| | 50m: | 32.51 32.51 | 150m: | 1:49.27 39.33 | 250m: | 3:09.02 39.94 | 350m: | 4:27.85 38.58 | | |
| | 100m: | 1:09.94 37.43 | 200m: | 2:29.08 39.81 | 300m: | 3:49.27 40.25 | 400m: | 5:05.44 37.59 | | |
| 12. | VERVLOET, Finn | | 12 | GZVN | | | | | 5:07.44 | 366 |
| | 50m: | 33.29 33.29 | 150m: | 1:50.60 39.82 | 250m: | 3:11.12 40.25 | 350m: | 4:30.32 39.61 | | |
| | 100m: | 1:10.78 37.49 | 200m: | 2:30.87 40.27 | 300m: | 3:50.71 39.59 | 400m: | 5:07.44 37.12 | | |
| 13. | AERENS, Jef | | 12 | TSZ | | | | | 5:08.97 | 361 |
| | 50m: | 34.74 34.74 | 150m: | 1:53.49 39.79 | 250m: | 3:12.44 39.79 | 350m: | 4:30.33 38.75 | | |
| | 100m: | 1:13.70 38.96 | 200m: | 2:32.65 39.16 | 300m: | 3:51.58 39.14 | 400m: | 5:08.97 38.64 | | |
| 14. | BERVILLE, Brice | | 12 | ISWIM | | | | | 5:09.63 | 359 |
| | 50m: | 34.39 34.39 | 150m: | 1:54.25 40.16 | 250m: | 3:13.48 39.23 | 350m: | 4:32.09 39.25 | | |
| | 100m: | 1:14.09 39.70 | 200m: | 2:34.25 40.00 | 300m: | 3:52.84 39.36 | 400m: | 5:09.63 37.54 | | |
| 15. | BOGAERTS, Sander | | 12 | MEGA | | | | | 5:11.93 | 351 |
| | 50m: | 34.27 34.27 | 150m: | 1:52.98 38.52 | 250m: | 3:11.05 38.65 | 350m: | 4:33.54 41.61 | | |
| | 100m: | 1:14.46 40.19 | 200m: | 2:32.40 39.42 | 300m: | 3:51.93 40.88 | 400m: | 5:11.93 38.39 | | |
| 16. | CEUSTERS, Robin | | 12 | BRABO | | | | | 5:12.90 | 347 |
| | 50m: | 35.41 35.41 | 150m: | 1:55.71 40.28 | 250m: | 3:15.84 40.10 | 350m: | 4:34.99 39.09 | | |
| | 100m: | 1:15.43 40.02 | 200m: | 2:35.74 40.03 | 300m: | 3:55.90 40.06 | 400m: | 5:12.90 37.91 | | |



**Vlaamse Jeugd Talent Challenge 2025
Antwerp, 24 - 26/1/2025**
Programmanr. 3, Jongens, 400m vrije slag, 13 jaar

| Rang | | Geb. | | | Tijd | Pnt | |
|----------------|------------------------|---------------|-------|---------------|----------------|---------------|-------|
| 17. | MAERTENS, Toon | 12 | ZCT | | 5:16.35 | 336 | |
| | 50m: 34.96 34.96 | 150m: 1:54.37 | 40.41 | 250m: 3:16.16 | 40.96 | 350m: 4:37.49 | 40.51 |
| | 100m: 1:13.96 39.00 | 200m: 2:35.20 | 40.83 | 300m: 3:56.98 | 40.82 | 400m: 5:16.35 | 38.86 |
| 18. | PROUVÉ, Viktor | 12 | BEST | | 5:16.56 | 335 | |
| | 50m: 35.12 35.12 | 150m: 1:55.06 | 40.57 | 250m: 3:16.35 | 40.65 | 350m: 4:37.92 | 39.87 |
| | 100m: 1:14.49 39.37 | 200m: 2:35.70 | 40.64 | 300m: 3:58.05 | 41.70 | 400m: 5:16.56 | 38.64 |
| 19. | WAUTERS, Sacha | 12 | SCWR | | 5:16.76 | 335 | |
| | 50m: 35.03 35.03 | 150m: 1:53.16 | 39.72 | 250m: 3:14.69 | 41.14 | 350m: 4:37.19 | 41.26 |
| | 100m: 1:13.44 38.41 | 200m: 2:33.55 | 40.39 | 300m: 3:55.93 | 41.24 | 400m: 5:16.76 | 39.57 |
| 20. | HOEFMAN, Hannes | 12 | STW | | 5:17.86 | 331 | |
| | 50m: 35.06 35.06 | 150m: 1:56.18 | 41.33 | 250m: 3:17.96 | 41.02 | 350m: 4:39.53 | 40.58 |
| | 100m: 1:14.85 39.79 | 200m: 2:36.94 | 40.76 | 300m: 3:58.95 | 40.99 | 400m: 5:17.86 | 38.33 |
| 21. | COENE, Tiele | 12 | TIME | | 5:17.91 | 331 | |
| | 50m: 35.40 35.40 | 150m: 1:56.40 | 40.56 | 250m: 3:18.27 | 40.89 | 350m: 4:39.35 | 40.15 |
| | 100m: 1:15.84 40.44 | 200m: 2:37.38 | 40.98 | 300m: 3:59.20 | 40.93 | 400m: 5:17.91 | 38.56 |
| 22. | VOET, Lars | 12 | KAZS | | 5:22.85 | 316 | |
| | 50m: 34.62 34.62 | 150m: 1:56.56 | 41.48 | 250m: 3:20.41 | 42.57 | 350m: 4:44.46 | 42.17 |
| | 100m: 1:15.08 40.46 | 200m: 2:37.84 | 41.28 | 300m: 4:02.29 | 41.88 | 400m: 5:22.85 | 38.39 |
| 23. | MARTELÉ, Stan | 12 | MEGA | | 5:23.13 | 315 | |
| | 50m: 36.31 36.31 | 150m: 1:57.50 | 41.58 | 250m: 3:20.46 | 41.62 | 350m: 4:44.60 | 41.94 |
| | 100m: 1:15.92 39.61 | 200m: 2:38.84 | 41.34 | 300m: 4:02.66 | 42.20 | 400m: 5:23.13 | 38.53 |
| 24. | CRISTIAN DAMIAN, Ianis | 12 | BRABO | | 5:23.90 | 313 | |
| | 50m: 36.72 36.72 | 150m: 1:58.91 | 41.75 | 250m: 3:22.01 | 41.26 | 350m: 4:45.08 | 41.11 |
| | 100m: 1:17.16 40.44 | 200m: 2:40.75 | 41.84 | 300m: 4:03.97 | 41.96 | 400m: 5:23.90 | 38.82 |
| 25. | CALLEWAERT, Eben | 12 | BZK | | 5:25.16 | 310 | |
| | 50m: 36.06 36.06 | 150m: 1:59.47 | 42.72 | 250m: 3:23.85 | 42.77 | 350m: 4:46.27 | 41.03 |
| | 100m: 1:16.75 40.69 | 200m: 2:41.08 | 41.61 | 300m: 4:05.24 | 41.39 | 400m: 5:25.16 | 38.89 |
| 26. | GEUTJENS, Maxime | 12 | DMB | | 5:25.60 | 308 | |
| | 50m: 35.97 35.97 | 150m: 1:58.67 | 41.91 | 250m: 3:22.00 | 41.48 | 350m: 4:45.38 | 40.96 |
| | 100m: 1:16.76 40.79 | 200m: 2:40.52 | 41.85 | 300m: 4:04.42 | 42.42 | 400m: 5:25.60 | 40.22 |
| 27. | BLOMME, Stan | 12 | TZT | | 5:26.16 | 307 | |
| | 50m: 36.66 36.66 | 150m: 1:59.18 | 41.24 | 250m: 3:21.99 | 41.44 | 350m: 4:45.51 | 41.44 |
| | 100m: 1:17.94 41.28 | 200m: 2:40.55 | 41.37 | 300m: 4:04.07 | 42.08 | 400m: 5:26.16 | 40.65 |
| 28. | DERAEMAECER, Mathias | 12 | LAQUA | | 5:26.23 | 306 | |
| | 50m: 36.99 36.99 | 150m: 2:00.36 | 42.09 | 250m: 3:23.54 | 41.76 | 350m: 4:46.62 | 42.00 |
| | 100m: 1:18.27 41.28 | 200m: 2:41.78 | 41.42 | 300m: 4:04.62 | 41.08 | 400m: 5:26.23 | 39.61 |
| 29. | VERTESSEN, Wout | 12 | DBT | | 5:29.72 | 297 | |
| | 50m: 36.11 36.11 | 150m: 1:59.50 | 41.50 | 250m: 3:25.23 | 43.07 | 350m: 4:50.38 | 41.49 |
| | 100m: 1:18.00 41.89 | 200m: 2:42.16 | 42.66 | 300m: 4:08.89 | 43.66 | 400m: 5:29.72 | 39.34 |
| 30. | ROCKELÉ, Lowie | 12 | ZCT | | 5:37.22 | 277 | |
| | 50m: 37.73 37.73 | 150m: 2:02.90 | 43.81 | 250m: 3:27.61 | 42.96 | 350m: 4:55.51 | 44.27 |
| | 100m: 1:19.09 41.36 | 200m: 2:44.65 | 41.75 | 300m: 4:11.24 | 43.63 | 400m: 5:37.22 | 41.71 |
| FF | THOLEN, Stijn | 12 | DMB | | | | |
| FF | VINCENT, Rune | 12 | ISWIM | | | | |
| 14 jaar | | | | | | | |
| 1. | DELIE, Vico | 11 | ISWIM | | 4:32.31 | 527 | |
| | 50m: 30.53 30.53 | 150m: 1:38.94 | 34.64 | 250m: 2:48.50 | 34.64 | 350m: 3:58.01 | 34.61 |
| | 100m: 1:04.30 33.77 | 200m: 2:13.86 | 34.92 | 300m: 3:23.40 | 34.90 | 400m: 4:32.31 | 34.30 |
| 2. | DEBECKER, Matheo | 11 | DMI | | 4:39.28 | 489 | |
| | 50m: 31.75 31.75 | 150m: 1:42.77 | 35.74 | 250m: 2:54.89 | 36.24 | 350m: 4:06.65 | 35.87 |
| | 100m: 1:07.03 35.28 | 200m: 2:18.65 | 35.88 | 300m: 3:30.78 | 35.89 | 400m: 4:39.28 | 32.63 |



**Vlaamse Jeugd Talent Challenge 2025
Antwerp, 24 - 26/1/2025**
Programmanr. 3, Jongens, 400m vrije slag, 14 jaar

| Rang | | | Geb. | | | | | | Tijd | Pnt |
|------|------------------------|---------------|-------|---------------|-------|---------------|-------|---------------|----------------|-----|
| 3. | BAERT, Miel | | 11 | TIME | | | | | 4:39.30 | 489 |
| | 50m: | 31.10 31.10 | 150m: | 1:43.04 36.34 | 250m: | 2:55.60 36.50 | 350m: | 4:07.42 35.72 | | |
| | 100m: | 1:06.70 35.60 | 200m: | 2:19.10 36.06 | 300m: | 3:31.70 36.10 | 400m: | 4:39.30 31.88 | | |
| 4. | VANVYAENE, Matthys | | 11 | TIME | | | | | 4:41.57 | 477 |
| | 50m: | 31.17 31.17 | 150m: | 1:42.14 36.46 | 250m: | 2:55.92 37.04 | 350m: | 4:09.02 36.30 | | |
| | 100m: | 1:05.68 34.51 | 200m: | 2:18.88 36.74 | 300m: | 3:32.72 36.80 | 400m: | 4:41.57 32.55 | | |
| 5. | BAEYENS, Warre | | 11 | TIME | | | | | 4:42.96 | 470 |
| | 50m: | 31.76 31.76 | 150m: | 1:43.50 36.26 | 250m: | 2:56.23 36.04 | 350m: | 4:08.31 36.10 | | |
| | 100m: | 1:07.24 35.48 | 200m: | 2:20.19 36.69 | 300m: | 3:32.21 35.98 | 400m: | 4:42.96 34.65 | | |
| 6. | TACQ, Nathan | | 11 | TIME | | | | | 4:43.36 | 468 |
| | 50m: | 32.51 32.51 | 150m: | 1:44.39 36.50 | 250m: | 2:57.57 36.75 | 350m: | 4:09.89 36.22 | | |
| | 100m: | 1:07.89 35.38 | 200m: | 2:20.82 36.43 | 300m: | 3:33.67 36.10 | 400m: | 4:43.36 33.47 | | |
| 7. | ONA, Cesar | | 11 | GZVN | | | | | 4:43.84 | 466 |
| | 50m: | 30.62 30.62 | 150m: | 1:42.49 36.45 | 250m: | 2:55.84 36.78 | 350m: | 4:09.00 36.40 | | |
| | 100m: | 1:06.04 35.42 | 200m: | 2:19.06 36.57 | 300m: | 3:32.60 36.76 | 400m: | 4:43.84 34.84 | | |
| 8. | TIELEN, Sander | | 11 | DMB | | | | | 4:44.48 | 462 |
| | 50m: | 31.08 31.08 | 150m: | 1:42.52 36.51 | 250m: | 2:56.07 36.81 | 350m: | 4:09.52 36.59 | | |
| | 100m: | 1:06.01 34.93 | 200m: | 2:19.26 36.74 | 300m: | 3:32.93 36.86 | 400m: | 4:44.48 34.96 | | |
| 9. | HOOGHE, Mauro | | 11 | ISWIM | | | | | 4:44.56 | 462 |
| | 50m: | 31.58 31.58 | 150m: | 1:45.06 37.19 | 250m: | 2:58.27 36.64 | 350m: | 4:11.44 36.64 | | |
| | 100m: | 1:07.87 36.29 | 200m: | 2:21.63 36.57 | 300m: | 3:34.80 36.53 | 400m: | 4:44.56 33.12 | | |
| 10. | DEMEYERE, Lars | | 11 | UZKZ | | | | | 4:45.56 | 457 |
| | 50m: | 31.37 31.37 | 150m: | 1:43.52 36.33 | 250m: | 2:57.11 36.86 | 350m: | 4:10.64 36.53 | | |
| | 100m: | 1:07.19 35.82 | 200m: | 2:20.25 36.73 | 300m: | 3:34.11 37.00 | 400m: | 4:45.56 34.92 | | |
| 11. | VANSTECHELMAN, Lucas | | 11 | DDAT | | | | | 4:46.85 | 451 |
| | 50m: | 31.17 31.17 | 150m: | 1:42.35 36.19 | 250m: | 2:56.38 36.88 | 350m: | 4:11.01 37.02 | | |
| | 100m: | 1:06.16 34.99 | 200m: | 2:19.50 37.15 | 300m: | 3:33.99 37.61 | 400m: | 4:46.85 35.84 | | |
| 12. | LAFAUT, Jerome | | 11 | MEGA | | | | | 4:49.82 | 437 |
| | 50m: | 32.73 32.73 | 150m: | 1:46.21 36.88 | 250m: | 2:59.97 36.77 | 350m: | 4:15.45 37.01 | | |
| | 100m: | 1:09.33 36.60 | 200m: | 2:23.20 36.99 | 300m: | 3:38.44 38.47 | 400m: | 4:49.82 34.37 | | |
| 13. | KERSTENS, Bavo | | 11 | BRABO | | | | | 4:49.84 | 437 |
| | 50m: | 31.92 31.92 | 150m: | 1:45.90 37.47 | 250m: | 3:00.45 36.87 | 350m: | 4:14.34 36.55 | | |
| | 100m: | 1:08.43 36.51 | 200m: | 2:23.58 37.68 | 300m: | 3:37.79 37.34 | 400m: | 4:49.84 35.50 | | |
| 14. | HUFKENS, Ilian | | 11 | ZGEEL | | | | | 4:50.31 | 435 |
| | 50m: | 32.26 32.26 | 150m: | 1:44.55 36.10 | 250m: | 2:58.45 36.98 | 350m: | 4:13.96 37.84 | | |
| | 100m: | 1:08.45 36.19 | 200m: | 2:21.47 36.92 | 300m: | 3:36.12 37.67 | 400m: | 4:50.31 36.35 | | |
| 15. | VAN DEN BREMT, Mathias | | 11 | AZL | | | | | 4:51.57 | 429 |
| | 50m: | 32.10 32.10 | 150m: | 1:44.64 36.95 | 250m: | 2:59.43 37.79 | 350m: | 4:15.43 37.96 | | |
| | 100m: | 1:07.69 35.59 | 200m: | 2:21.64 37.00 | 300m: | 3:37.47 38.04 | 400m: | 4:51.57 36.14 | | |
| 16. | VANDERLINDEN, Roald | | 11 | LAQUA | | | | | 4:51.70 | 429 |
| | 50m: | 32.70 32.70 | 150m: | 1:46.18 37.11 | 250m: | 3:01.06 37.57 | 350m: | 4:15.62 37.17 | | |
| | 100m: | 1:09.07 36.37 | 200m: | 2:23.49 37.31 | 300m: | 3:38.45 37.39 | 400m: | 4:51.70 36.08 | | |
| 17. | SCHRAUWEN, Bjarne | | 11 | TSZ | | | | | 4:51.85 | 428 |
| | 50m: | 31.87 31.87 | 150m: | 1:45.99 38.00 | 250m: | 3:01.50 37.49 | 350m: | 4:16.67 37.38 | | |
| | 100m: | 1:07.99 36.12 | 200m: | 2:24.01 38.02 | 300m: | 3:39.29 37.79 | 400m: | 4:51.85 35.18 | | |
| 18. | QUARTIER, Matisse | | 11 | ROSC | | | | | 4:52.27 | 426 |
| | 50m: | 32.04 32.04 | 150m: | 1:45.88 37.79 | 250m: | 3:02.03 37.66 | 350m: | 4:17.53 37.68 | | |
| | 100m: | 1:08.09 36.05 | 200m: | 2:24.37 38.49 | 300m: | 3:39.85 37.82 | 400m: | 4:52.27 34.74 | | |
| 19. | BALCAEN, Sander | | 11 | UZKZ | | | | | 4:52.28 | 426 |
| | 50m: | 32.09 32.09 | 150m: | 1:46.07 37.17 | 250m: | 3:00.65 37.71 | 350m: | 4:16.25 37.56 | | |
| | 100m: | 1:08.90 36.81 | 200m: | 2:22.94 36.87 | 300m: | 3:38.69 38.04 | 400m: | 4:52.28 36.03 | | |



**Vlaamse Jeugd Talent Challenge 2025
Antwerp, 24 - 26/1/2025**
Programmanr. 3, Jongens, 400m vrije slag, 14 jaar

| Rang | | | Geb. | | | | | | Tijd | Pnt |
|------|---------------------------|---------------|-------|---------------|-------|---------------|-------|---------------|----------------|-----|
| 20. | VAN DOOREN, Warre | | 11 | ZN | | | | | 4:52.68 | 425 |
| | 50m: | 32.51 32.51 | 150m: | 1:46.23 37.65 | 250m: | 3:02.42 38.25 | 350m: | 4:18.23 37.90 | | |
| | 100m: | 1:08.58 36.07 | 200m: | 2:24.17 37.94 | 300m: | 3:40.33 37.91 | 400m: | 4:52.68 34.45 | | |
| 21. | PAUWELS, Millau | | 11 | ISWIM | | | | | 4:52.88 | 424 |
| | 50m: | 31.30 31.30 | 150m: | 1:46.52 38.21 | 250m: | 3:02.49 37.45 | 350m: | 4:17.17 36.56 | | |
| | 100m: | 1:08.31 37.01 | 200m: | 2:25.04 38.52 | 300m: | 3:40.61 38.12 | 400m: | 4:52.88 35.71 | | |
| 22. | DE DECKER, Tibe | | 11 | MEGA | | | | | 4:56.02 | 410 |
| | 50m: | 33.85 33.85 | 150m: | 1:49.27 38.40 | 250m: | 3:04.91 38.25 | 350m: | 4:20.34 37.51 | | |
| | 100m: | 1:10.87 37.02 | 200m: | 2:26.66 37.39 | 300m: | 3:42.83 37.92 | 400m: | 4:56.02 35.68 | | |
| 23. | HALLET, Brent | | 11 | STZ | | | | | 4:56.04 | 410 |
| | 50m: | 31.43 31.43 | 150m: | 1:43.92 37.00 | 250m: | 3:00.06 39.12 | 350m: | 4:18.52 40.01 | | |
| | 100m: | 1:06.92 35.49 | 200m: | 2:20.94 37.02 | 300m: | 3:38.51 38.45 | 400m: | 4:56.04 37.52 | | |
| 24. | SLUYTS, Tibe | | 11 | WST | | | | | 4:57.96 | 402 |
| | 50m: | 33.45 33.45 | 150m: | 1:49.05 38.33 | 250m: | 3:05.29 38.29 | 350m: | 4:21.69 37.87 | | |
| | 100m: | 1:10.72 37.27 | 200m: | 2:27.00 37.95 | 300m: | 3:43.82 38.53 | 400m: | 4:57.96 36.27 | | |
| 25. | WOJCIULA, Tymon | | 11 | ZNA | | | | | 4:59.42 | 397 |
| | 50m: | 32.04 32.04 | 150m: | 1:49.15 39.61 | 250m: | 3:07.58 39.28 | 350m: | 4:26.17 38.76 | | |
| | 100m: | 1:09.54 37.50 | 200m: | 2:28.30 39.15 | 300m: | 3:47.41 39.83 | 400m: | 4:59.42 33.25 | | |
| 26. | FRANSEN, Dylan | | 11 | PZC | | | | | 4:59.68 | 396 |
| | 50m: | 33.19 33.19 | 150m: | 1:50.74 39.58 | 250m: | 3:07.64 39.23 | 350m: | 4:24.50 37.95 | | |
| | 100m: | 1:11.16 37.97 | 200m: | 2:28.41 37.67 | 300m: | 3:46.55 38.91 | 400m: | 4:59.68 35.18 | | |
| 27. | VAN HOEY BILLIET, Raphaël | | 11 | STW | | | | | 5:01.00 | 390 |
| | 50m: | 32.82 32.82 | 150m: | 1:48.06 37.67 | 250m: | 3:05.24 38.71 | 350m: | 4:22.74 38.69 | | |
| | 100m: | 1:10.39 37.57 | 200m: | 2:26.53 38.47 | 300m: | 3:44.05 38.81 | 400m: | 5:01.00 38.26 | | |
| 28. | GALLE, Lauris | | 11 | TIME | | | | | 5:02.16 | 386 |
| | 50m: | 34.34 34.34 | 150m: | 1:51.03 39.37 | 250m: | 3:07.88 37.88 | 350m: | 4:25.94 39.26 | | |
| | 100m: | 1:11.66 37.32 | 200m: | 2:30.00 38.97 | 300m: | 3:46.68 38.80 | 400m: | 5:02.16 36.22 | | |
| 29. | FREDERIX, Lou | | 11 | DBT | | | | | 5:02.69 | 384 |
| | 50m: | 32.17 32.17 | 150m: | 1:47.07 38.15 | 250m: | 3:04.91 39.17 | 350m: | 4:24.39 40.08 | | |
| | 100m: | 1:08.92 36.75 | 200m: | 2:25.74 38.67 | 300m: | 3:44.31 39.40 | 400m: | 5:02.69 38.30 | | |
| 30. | DEGRANDE, Vic | | 11 | STA | | | | | 5:05.01 | 375 |
| | 50m: | 33.82 33.82 | 150m: | 1:50.23 39.14 | 250m: | 3:08.27 38.65 | 350m: | 4:26.41 38.90 | | |
| | 100m: | 1:11.09 37.27 | 200m: | 2:29.62 39.39 | 300m: | 3:47.51 39.24 | 400m: | 5:05.01 38.60 | | |
| 31. | WILLEMS, Jerke | | 11 | TIME | | | | | 5:06.40 | 370 |
| | 50m: | 33.29 33.29 | 150m: | 1:49.50 39.39 | 250m: | 3:08.78 40.41 | 350m: | 4:29.72 40.07 | | |
| | 100m: | 1:10.11 36.82 | 200m: | 2:28.37 38.87 | 300m: | 3:49.65 40.87 | 400m: | 5:06.40 36.68 | | |
| 32. | BOURDIAUDHY, Thibau | | 11 | STW | | | | | 5:06.58 | 369 |
| | 50m: | 33.30 33.30 | 150m: | 1:49.79 39.03 | 250m: | 3:09.17 39.74 | 350m: | 4:28.90 39.70 | | |
| | 100m: | 1:10.76 37.46 | 200m: | 2:29.43 39.64 | 300m: | 3:49.20 40.03 | 400m: | 5:06.58 37.68 | | |
| 33. | BEGUE, Milann | | 11 | ZGEEL | | | | | 5:08.72 | 362 |
| | 50m: | 33.82 33.82 | 150m: | 1:51.75 39.27 | 250m: | 3:11.31 40.37 | 350m: | 4:30.15 39.80 | | |
| | 100m: | 1:12.48 38.66 | 200m: | 2:30.94 39.19 | 300m: | 3:50.35 39.04 | 400m: | 5:08.72 38.57 | | |
| 34. | THUYLIE, Vic | | 11 | KZK | | | | | 5:08.75 | 362 |
| | 50m: | 34.86 34.86 | 150m: | 1:52.21 39.49 | 250m: | 3:12.28 40.07 | 350m: | 4:31.67 39.26 | | |
| | 100m: | 1:12.72 37.86 | 200m: | 2:32.21 40.00 | 300m: | 3:52.41 40.13 | 400m: | 5:08.75 37.08 | | |
| 35. | ROOMAN, Hugues | | 11 | LAQUA | | | | | 5:10.30 | 356 |
| | 50m: | 34.62 34.62 | 150m: | 1:53.86 40.07 | 250m: | 3:13.66 39.93 | 350m: | 4:33.25 39.51 | | |
| | 100m: | 1:13.79 39.17 | 200m: | 2:33.73 39.87 | 300m: | 3:53.74 40.08 | 400m: | 5:10.30 37.05 | | |
| 36. | JANSSEN, Thibe | | 11 | DBT | | | | | 5:12.95 | 347 |
| | 50m: | 33.36 33.36 | 150m: | 1:50.91 39.14 | 250m: | 3:12.40 40.85 | 350m: | 4:33.66 40.74 | | |
| | 100m: | 1:11.77 38.41 | 200m: | 2:31.55 40.64 | 300m: | 3:52.92 40.52 | 400m: | 5:12.95 39.29 | | |



Vlaamse Jeugd Talent Challenge 2025
Antwerp, 24 - 26/1/2025
Programmanr. 4
24/01/2025 - 16:20
Meisjes, 400m vrije slag
13 - 14 jaar
Resultaten

Punten: AQUA 2024

| Rang | | | Geb. | | | | | | Tijd | Pnt |
|----------------|---------------------|---------------|-------|---------------|-------|---------------|-------|---------------|----------------|-----|
| 13 jaar | | | | | | | | | | |
| 1. | BIERINCKX, Mie | | 12 | ZN | | | | | 4:54.24 | 511 |
| | 50m: | 33.24 33.24 | 150m: | 1:46.85 37.38 | 250m: | 3:01.81 37.74 | 350m: | 4:17.71 38.14 | | |
| | 100m: | 1:09.47 36.23 | 200m: | 2:24.07 37.22 | 300m: | 3:39.57 37.76 | 400m: | 4:54.24 36.53 | | |
| 2. | VERLUYTEN, Niene | | 12 | TSZ | | | | | 4:54.79 | 509 |
| | 50m: | 32.95 32.95 | 150m: | 1:46.86 37.54 | 250m: | 3:02.09 37.59 | 350m: | 4:17.72 37.37 | | |
| | 100m: | 1:09.32 36.37 | 200m: | 2:24.50 37.64 | 300m: | 3:40.35 38.26 | 400m: | 4:54.79 37.07 | | |
| 3. | VELGHE, Laura | | 12 | IKZ | | | | | 4:56.59 | 499 |
| | 50m: | 32.29 32.29 | 150m: | 1:47.34 37.98 | 250m: | 3:04.05 38.16 | 350m: | 4:20.10 37.44 | | |
| | 100m: | 1:09.36 37.07 | 200m: | 2:25.89 38.55 | 300m: | 3:42.66 38.61 | 400m: | 4:56.59 36.49 | | |
| 4. | RUTSAERT, Emily | | 12 | STA | | | | | 4:57.16 | 496 |
| | 50m: | 33.78 33.78 | 150m: | 1:49.37 38.22 | 250m: | 3:06.40 38.55 | 350m: | 4:21.76 37.26 | | |
| | 100m: | 1:11.15 37.37 | 200m: | 2:27.85 38.48 | 300m: | 3:44.50 38.10 | 400m: | 4:57.16 35.40 | | |
| 5. | IANNINO, Valentina | | 12 | STZ | | | | | 4:57.90 | 493 |
| | 50m: | 32.14 32.14 | 150m: | 1:46.04 37.65 | 250m: | 3:03.15 38.71 | 350m: | 4:20.71 38.55 | | |
| | 100m: | 1:08.39 36.25 | 200m: | 2:24.44 38.40 | 300m: | 3:42.16 39.01 | 400m: | 4:57.90 37.19 | | |
| 6. | DE VREESE, Julie | | 12 | MEGA | | | | | 5:01.47 | 475 |
| | 50m: | 34.39 34.39 | 150m: | 1:51.82 39.00 | 250m: | 3:09.74 39.29 | 350m: | 4:26.00 37.76 | | |
| | 100m: | 1:12.82 38.43 | 200m: | 2:30.45 38.63 | 300m: | 3:48.24 38.50 | 400m: | 5:01.47 35.47 | | |
| 7. | EELBODE, Emelie | | 12 | ZNA | | | | | 5:01.95 | 473 |
| | 50m: | 33.78 33.78 | 150m: | 1:50.91 38.58 | 250m: | 3:09.70 39.06 | 350m: | 4:27.82 38.73 | | |
| | 100m: | 1:12.33 38.55 | 200m: | 2:30.64 39.73 | 300m: | 3:49.09 39.39 | 400m: | 5:01.95 34.13 | | |
| 8. | LIBBRECHT, Zoë | | 12 | UZKZ | | | | | 5:02.41 | 471 |
| | 50m: | 32.39 32.39 | 150m: | 1:47.74 38.27 | 250m: | 3:05.10 39.04 | 350m: | 4:24.29 40.16 | | |
| | 100m: | 1:09.47 37.08 | 200m: | 2:26.06 38.32 | 300m: | 3:44.13 39.03 | 400m: | 5:02.41 38.12 | | |
| 9. | VERRET, Julie | | 12 | ZS | | | | | 5:02.89 | 469 |
| | 50m: | 34.06 34.06 | 150m: | 1:51.05 38.78 | 250m: | 3:09.21 38.73 | 350m: | 4:26.24 37.64 | | |
| | 100m: | 1:12.27 38.21 | 200m: | 2:30.48 39.43 | 300m: | 3:48.60 39.39 | 400m: | 5:02.89 36.65 | | |
| 10. | MELIS, Vlinder | | 12 | KST | | | | | 5:03.62 | 465 |
| | 50m: | 31.39 31.39 | 150m: | 1:49.00 39.99 | 250m: | 3:07.94 39.64 | 350m: | 4:26.94 39.07 | | |
| | 100m: | 1:09.01 37.62 | 200m: | 2:28.30 39.30 | 300m: | 3:47.87 39.93 | 400m: | 5:03.62 36.68 | | |
| 11. | AELEN, Bente | | 12 | STZ | | | | | 5:04.42 | 462 |
| | 50m: | 34.25 34.25 | 150m: | 1:50.48 38.49 | 250m: | 3:08.86 38.99 | 350m: | 4:27.09 38.72 | | |
| | 100m: | 1:11.99 37.74 | 200m: | 2:29.87 39.39 | 300m: | 3:48.37 39.51 | 400m: | 5:04.42 37.33 | | |
| 12. | BAYENS, Nina | | 12 | ZDKK | | | | | 5:04.45 | 462 |
| | 50m: | 33.11 33.11 | 150m: | 1:49.10 38.56 | 250m: | 3:08.85 39.69 | 350m: | 4:28.59 39.87 | | |
| | 100m: | 1:10.54 37.43 | 200m: | 2:29.16 40.06 | 300m: | 3:48.72 39.87 | 400m: | 5:04.45 35.86 | | |
| 13. | DEKEIN, Yuta | | 12 | ISWIM | | | | | 5:07.78 | 447 |
| | 50m: | 34.35 34.35 | 150m: | 1:51.91 38.70 | 250m: | 3:10.36 39.41 | 350m: | 4:29.86 39.83 | | |
| | 100m: | 1:13.21 38.86 | 200m: | 2:30.95 39.04 | 300m: | 3:50.03 39.67 | 400m: | 5:07.78 37.92 | | |
| 14. | VERSTRAETE, Linde | | 12 | IKZ | | | | | 5:09.90 | 438 |
| | 50m: | 35.11 35.11 | 150m: | 1:53.95 40.07 | 250m: | 3:12.95 39.26 | 350m: | 4:31.81 39.24 | | |
| | 100m: | 1:13.88 38.77 | 200m: | 2:33.69 39.74 | 300m: | 3:52.57 39.62 | 400m: | 5:09.90 38.09 | | |
| 15. | ENGELEN, Floor | | 12 | DBT | | | | | 5:10.99 | 433 |
| | 50m: | 33.02 33.02 | 150m: | 1:50.55 39.51 | 250m: | 3:10.21 39.50 | 350m: | 4:31.73 40.94 | | |
| | 100m: | 1:11.04 38.02 | 200m: | 2:30.71 40.16 | 300m: | 3:50.79 40.58 | 400m: | 5:10.99 39.26 | | |
| 16. | VANHAECKE, Juliette | | 12 | MEGA | | | | | 5:12.22 | 428 |
| | 50m: | 35.77 35.77 | 150m: | 1:55.65 40.03 | 250m: | 3:15.33 39.36 | 350m: | 4:34.68 39.76 | | |
| | 100m: | 1:15.62 39.85 | 200m: | 2:35.97 40.32 | 300m: | 3:54.92 39.59 | 400m: | 5:12.22 37.54 | | |



**Vlaamse Jeugd Talent Challenge 2025
Antwerp, 24 - 26/1/2025**
Programmanr. 4, Meisjes, 400m vrije slag, 13 jaar

| Rang | | | Geb. | | | | | | Tijd | Pnt |
|------|----------------------|---------------|-------|---------------|-------|---------------|-------|---------------|----------------|-----|
| 17. | MAES, Leonie | | 12 | PZC | | | | | 5:12.36 | 427 |
| | 50m: | 34.90 34.90 | 150m: | 1:53.52 40.23 | 250m: | 3:14.13 40.51 | 350m: | 4:35.14 40.66 | | |
| | 100m: | 1:13.29 38.39 | 200m: | 2:33.62 40.10 | 300m: | 3:54.48 40.35 | 400m: | 5:12.36 37.22 | | |
| 18. | PUT, Fien | | 12 | DBT | | | | | 5:12.65 | 426 |
| | 50m: | 34.38 34.38 | 150m: | 1:52.98 40.53 | 250m: | 3:12.86 40.11 | 350m: | 4:34.19 40.62 | | |
| | 100m: | 1:12.45 38.07 | 200m: | 2:32.75 39.77 | 300m: | 3:53.57 40.71 | 400m: | 5:12.65 38.46 | | |
| 19. | HUYBEN, Isolde | | 12 | TZT | | | | | 5:13.06 | 425 |
| | 50m: | 36.67 36.67 | 150m: | 1:54.26 39.03 | 250m: | 3:14.12 40.28 | 350m: | 4:35.02 39.93 | | |
| | 100m: | 1:15.23 38.56 | 200m: | 2:33.84 39.58 | 300m: | 3:55.09 40.97 | 400m: | 5:13.06 38.04 | | |
| 20. | DELRUE, Aure | | 12 | DMI | | | | | 5:14.08 | 420 |
| | 50m: | 34.91 34.91 | 150m: | 1:53.89 40.51 | 250m: | 3:16.78 41.71 | 350m: | 4:37.10 39.99 | | |
| | 100m: | 1:13.38 38.47 | 200m: | 2:35.07 41.18 | 300m: | 3:57.11 40.33 | 400m: | 5:14.08 36.98 | | |
| 21. | DEBRABANDERE, Leonie | | 12 | TSZ | | | | | 5:15.93 | 413 |
| | 50m: | 34.35 34.35 | 150m: | 1:53.59 40.13 | 250m: | 3:15.45 41.11 | 350m: | 4:36.42 40.20 | | |
| | 100m: | 1:13.46 39.11 | 200m: | 2:34.34 40.75 | 300m: | 3:56.22 40.77 | 400m: | 5:15.93 39.51 | | |
| 22. | BLANCQUAERT, Camille | | 12 | MEGA | | | | | 5:17.85 | 406 |
| | 50m: | 34.80 34.80 | 150m: | 1:56.00 41.38 | 250m: | 3:18.13 40.94 | 350m: | 4:39.53 40.27 | | |
| | 100m: | 1:14.62 39.82 | 200m: | 2:37.19 41.19 | 300m: | 3:59.26 41.13 | 400m: | 5:17.85 38.32 | | |
| 23. | TALBOOM, Maja | | 12 | BRABO | | | | | 5:17.86 | 406 |
| | 50m: | 34.18 34.18 | 150m: | 1:52.72 39.68 | 250m: | 3:15.10 41.33 | 350m: | 4:37.63 41.23 | | |
| | 100m: | 1:13.04 38.86 | 200m: | 2:33.77 41.05 | 300m: | 3:56.40 41.30 | 400m: | 5:17.86 40.23 | | |
| 24. | BAHLOULA, Anissa | | 12 | BRABO | | | | | 5:18.15 | 404 |
| | 50m: | 35.45 35.45 | 150m: | 1:56.56 41.31 | 250m: | 3:18.39 41.05 | 350m: | 4:40.10 41.09 | | |
| | 100m: | 1:15.25 39.80 | 200m: | 2:37.34 40.78 | 300m: | 3:59.01 40.62 | 400m: | 5:18.15 38.05 | | |
| 25. | MAES, Julie | | 12 | TRUST | | | | | 5:19.36 | 400 |
| | 50m: | 35.76 35.76 | 150m: | 1:58.04 41.53 | 250m: | 3:21.05 40.93 | 350m: | 4:42.57 39.63 | | |
| | 100m: | 1:16.51 40.75 | 200m: | 2:40.12 42.08 | 300m: | 4:02.94 41.89 | 400m: | 5:19.36 36.79 | | |
| 26. | VERNIEUWE, Irene | | 12 | TZT | | | | | 5:20.62 | 395 |
| | 50m: | 35.41 35.41 | 150m: | 1:55.57 40.63 | 250m: | 3:18.32 42.17 | 350m: | 4:41.56 41.89 | | |
| | 100m: | 1:14.94 39.53 | 200m: | 2:36.15 40.58 | 300m: | 3:59.67 41.35 | 400m: | 5:20.62 39.06 | | |
| 27. | CLAEYS, Elena | | 12 | TZT | | | | | 5:20.96 | 394 |
| | 50m: | 36.13 36.13 | 150m: | 1:57.21 40.71 | 250m: | 3:19.25 41.27 | 350m: | 4:41.42 41.07 | | |
| | 100m: | 1:16.50 40.37 | 200m: | 2:37.98 40.77 | 300m: | 4:00.35 41.10 | 400m: | 5:20.96 39.54 | | |
| 28. | DELPORTE, Elle | | 12 | ZB | | | | | 5:21.07 | 394 |
| | 50m: | 35.89 35.89 | 150m: | 1:57.52 42.01 | 250m: | 3:20.99 41.14 | 350m: | 4:42.54 40.08 | | |
| | 100m: | 1:15.51 39.62 | 200m: | 2:39.85 42.33 | 300m: | 4:02.46 41.47 | 400m: | 5:21.07 38.53 | | |
| 29. | RUELENS, Cobien | | 12 | DMB | | | | | 5:21.17 | 393 |
| | 50m: | 36.17 36.17 | 150m: | 1:58.38 41.72 | 250m: | 3:21.84 42.04 | 350m: | 4:44.22 40.96 | | |
| | 100m: | 1:16.66 40.49 | 200m: | 2:39.80 41.42 | 300m: | 4:03.26 41.42 | 400m: | 5:21.17 36.95 | | |
| 30. | TOUQUET, Eline | | 12 | SCWR | | | | | 5:22.37 | 389 |
| | 50m: | 36.08 36.08 | 150m: | 1:58.04 40.60 | 250m: | 3:19.86 40.34 | 350m: | 4:42.09 40.78 | | |
| | 100m: | 1:17.44 41.36 | 200m: | 2:39.52 41.48 | 300m: | 4:01.31 41.45 | 400m: | 5:22.37 40.28 | | |
| 31. | GINKELS, Febe | | 12 | LAQUA | | | | | 5:22.86 | 387 |
| | 50m: | 36.33 36.33 | 150m: | 1:58.61 41.78 | 250m: | 3:21.12 41.46 | 350m: | 4:43.66 41.28 | | |
| | 100m: | 1:16.83 40.50 | 200m: | 2:39.66 41.05 | 300m: | 4:02.38 41.26 | 400m: | 5:22.86 39.20 | | |
| 32. | CASTELEYN, Yana | | 12 | ZB | | | | | 5:23.01 | 386 |
| | 50m: | 36.58 36.58 | 150m: | 1:58.57 41.54 | 250m: | 3:21.61 41.43 | 350m: | 4:43.91 41.13 | | |
| | 100m: | 1:17.03 40.45 | 200m: | 2:40.18 41.61 | 300m: | 4:02.78 41.17 | 400m: | 5:23.01 39.10 | | |
| 33. | SPILLEBEEN, Jutta | | 12 | KZK | | | | | 5:23.21 | 386 |
| | 50m: | 36.43 36.43 | 150m: | 1:56.79 40.64 | 250m: | 3:20.01 41.80 | 350m: | 4:44.37 41.48 | | |
| | 100m: | 1:16.15 39.72 | 200m: | 2:38.21 41.42 | 300m: | 4:02.89 42.88 | 400m: | 5:23.21 38.84 | | |




**Vlaamse Jeugd Talent Challenge 2025
Antwerp, 24 - 26/1/2025**
Programmanr. 4, Meisjes, 400m vrije slag, 13 jaar

| Rang | | Geb. | | | | | | Tijd | Pnt |
|------|---------------------|---------------|-------|---------------|-------|---------------|-------|----------------|-----|
| 34. | BASSTANIE, Liene | 12 | ZN | | | | | 5:23.53 | 385 |
| | 50m: 35.58 35.58 | 150m: 1:57.75 | 42.05 | 250m: 3:22.67 | 42.22 | 350m: 4:44.58 | 40.70 | | |
| | 100m: 1:15.70 40.12 | 200m: 2:40.45 | 42.70 | 300m: 4:03.88 | 41.21 | 400m: 5:23.53 | 38.95 | | |
| 35. | BOTERBERGH, Lieke | 12 | AST | | | | | 5:23.88 | 383 |
| | 50m: 35.39 35.39 | 150m: 1:58.15 | 41.71 | 250m: 3:21.84 | 41.79 | 350m: 4:44.67 | 41.42 | | |
| | 100m: 1:16.44 41.05 | 200m: 2:40.05 | 41.90 | 300m: 4:03.25 | 41.41 | 400m: 5:23.88 | 39.21 | | |
| 36. | THIENPONDY, Nina | 12 | TIME | | | | | 5:24.19 | 382 |
| | 50m: 35.86 35.86 | 150m: 1:58.60 | 41.69 | 250m: 3:22.67 | 41.48 | 350m: 4:46.22 | 41.23 | | |
| | 100m: 1:16.91 41.05 | 200m: 2:41.19 | 42.59 | 300m: 4:04.99 | 42.32 | 400m: 5:24.19 | 37.97 | | |
| 37. | DE BELDER, Kato | 12 | DMB | | | | | 5:26.56 | 374 |
| | 50m: 35.92 35.92 | 150m: 2:00.44 | 42.97 | 250m: 3:26.26 | 42.64 | 350m: 4:48.70 | 40.21 | | |
| | 100m: 1:17.47 41.55 | 200m: 2:43.62 | 43.18 | 300m: 4:08.49 | 42.23 | 400m: 5:26.56 | 37.86 | | |
| 38. | JANSSEN, Lauren | 12 | GZVN | | | | | 5:27.78 | 370 |
| | 50m: 35.21 35.21 | 150m: 1:56.60 | 41.05 | 250m: 3:21.13 | 42.84 | 350m: 4:45.92 | 42.08 | | |
| | 100m: 1:15.55 40.34 | 200m: 2:38.29 | 41.69 | 300m: 4:03.84 | 42.71 | 400m: 5:27.78 | 41.86 | | |
| 39. | VANSINA, Elle | 12 | KAZS | | | | | 5:27.86 | 370 |
| | 50m: 36.75 36.75 | 150m: 2:00.12 | 42.32 | 250m: 3:25.17 | 42.32 | 350m: 4:49.78 | 42.14 | | |
| | 100m: 1:17.80 41.05 | 200m: 2:42.85 | 42.73 | 300m: 4:07.64 | 42.47 | 400m: 5:27.86 | 38.08 | | |
| 40. | SCHOUTEDEN, Nienke | 12 | DMB | | | | | 5:28.54 | 367 |
| | 50m: 36.28 36.28 | 150m: 1:59.06 | 42.83 | 250m: 3:24.80 | 42.87 | 350m: 4:49.55 | 42.35 | | |
| | 100m: 1:16.23 39.95 | 200m: 2:41.93 | 42.87 | 300m: 4:07.20 | 42.40 | 400m: 5:28.54 | 38.99 | | |
| FF | D'HONDT, Annelien | 12 | STZ | | | | | | |

14 jaar

| | | | | | | | | | |
|----|-------------------------|---------------|-------|---------------|-------|---------------|-------|----------------|-----|
| 1. | LAMMENS, Mary | 11 | TZT | | | | | 4:30.52 | 658 |
| | 50m: 31.98 31.98 | 150m: 1:39.94 | 34.50 | 250m: 2:49.49 | 34.83 | 350m: 3:57.81 | 33.98 | | |
| | 100m: 1:05.44 33.46 | 200m: 2:14.66 | 34.72 | 300m: 3:23.83 | 34.34 | 400m: 4:30.52 | 32.71 | | |
| 2. | DE BRUYCKER, Chloë | 11 | TZT | | | | | 4:44.55 | 566 |
| | 50m: 32.71 32.71 | 150m: 1:44.47 | 35.67 | 250m: 2:57.29 | 36.34 | 350m: 4:09.76 | 35.97 | | |
| | 100m: 1:08.80 36.09 | 200m: 2:20.95 | 36.48 | 300m: 3:33.79 | 36.50 | 400m: 4:44.55 | 34.79 | | |
| 3. | MEULEMEESTER, Nore | 11 | TZT | | | | | 4:50.53 | 531 |
| | 50m: 33.32 33.32 | 150m: 1:46.42 | 37.07 | 250m: 3:00.79 | 37.59 | 350m: 4:14.76 | 36.97 | | |
| | 100m: 1:09.35 36.03 | 200m: 2:23.20 | 36.78 | 300m: 3:37.79 | 37.00 | 400m: 4:50.53 | 35.77 | | |
| 4. | MALFAIT, Lizanna (Lizi) | 11 | FAST | | | | | 4:50.73 | 530 |
| | 50m: 32.74 32.74 | 150m: 1:46.67 | 37.02 | 250m: 3:01.94 | 37.81 | 350m: 4:15.53 | 36.04 | | |
| | 100m: 1:09.65 36.91 | 200m: 2:24.13 | 37.46 | 300m: 3:39.49 | 37.55 | 400m: 4:50.73 | 35.20 | | |
| 5. | LINSKENS, Elloise | 11 | TZT | | | | | 4:53.94 | 513 |
| | 50m: 33.03 33.03 | 150m: 1:46.57 | 37.34 | 250m: 3:02.21 | 37.96 | 350m: 4:17.79 | 37.47 | | |
| | 100m: 1:09.23 36.20 | 200m: 2:24.25 | 37.68 | 300m: 3:40.32 | 38.11 | 400m: 4:53.94 | 36.15 | | |
| 6. | THYS, Lena | 11 | KAZS | | | | | 4:55.56 | 505 |
| | 50m: 33.78 33.78 | 150m: 1:48.87 | 37.89 | 250m: 3:04.41 | 37.54 | 350m: 4:19.22 | 37.77 | | |
| | 100m: 1:10.98 37.20 | 200m: 2:26.87 | 38.00 | 300m: 3:41.45 | 37.04 | 400m: 4:55.56 | 36.34 | | |
| 7. | VANDERMARLIERE, Juna | 11 | ISWIM | | | | | 4:56.30 | 501 |
| | 50m: 31.27 31.27 | 150m: 1:46.33 | 38.00 | 250m: | | 350m: 4:19.84 | 38.02 | | |
| | 100m: 1:08.33 37.06 | 200m: 2:24.70 | 38.37 | 300m: 3:41.82 | | 400m: 4:56.30 | 36.46 | | |
| 8. | MERTENS, Femke | 11 | SHARK | | | | | 4:59.03 | 487 |
| | 50m: 31.85 31.85 | 150m: 1:45.83 | 37.87 | 250m: 3:03.78 | 39.24 | 350m: 4:21.63 | 38.86 | | |
| | 100m: 1:07.96 36.11 | 200m: 2:24.54 | 38.71 | 300m: 3:42.77 | 38.99 | 400m: 4:59.03 | 37.40 | | |
| 9. | VERDOOD, Pip | 11 | ZVL | | | | | 4:59.31 | 486 |
| | 50m: 34.17 34.17 | 150m: 1:51.31 | 38.78 | 250m: 3:08.33 | 38.04 | 350m: 4:24.39 | 37.75 | | |
| | 100m: 1:12.53 38.36 | 200m: 2:30.29 | 38.98 | 300m: 3:46.64 | 38.31 | 400m: 4:59.31 | 34.92 | | |



**Vlaamse Jeugd Talent Challenge 2025
Antwerp, 24 - 26/1/2025**
Programmanr. 4, Meisjes, 400m vrije slag, 14 jaar

| Rang | Geb. | | Tijd | | | | | | | | Pnt | | |
|------|--------------------------|---------|-------|-------|----------------|-------|-------|---------|-------|-------|---------|-------|-----|
| 10. | VANDEKERCKHOVE, Juliette | | 11 | TZT | 4:59.72 | | | | | | | | 484 |
| | 50m: | 33.61 | 33.61 | 150m: | 1:48.37 | 37.59 | 250m: | 3:05.32 | 38.37 | 350m: | 4:22.67 | 38.16 | |
| | 100m: | 1:10.78 | 37.17 | 200m: | 2:26.95 | 38.58 | 300m: | 3:44.51 | 39.19 | 400m: | 4:59.72 | 37.05 | |
| 11. | SCHACHT, Hanne | | 11 | IKZ | 5:00.49 | | | | | | | | 480 |
| | 50m: | 33.38 | 33.38 | 150m: | 1:49.47 | 38.80 | 250m: | 3:06.35 | 38.38 | 350m: | 4:23.20 | 38.11 | |
| | 100m: | 1:10.67 | 37.29 | 200m: | 2:27.97 | 38.50 | 300m: | 3:45.09 | 38.74 | 400m: | 5:00.49 | 37.29 | |
| 12. | LAUWERS, Sofie | | 11 | KST | 5:00.64 | | | | | | | | 479 |
| | 50m: | 33.26 | 33.26 | 150m: | 1:48.30 | 38.96 | 250m: | 3:05.42 | 38.56 | 350m: | 4:23.23 | 38.46 | |
| | 100m: | 1:09.34 | 36.08 | 200m: | 2:26.86 | 38.56 | 300m: | 3:44.77 | 39.35 | 400m: | 5:00.64 | 37.41 | |
| 13. | WEVERS, Gitte | | 11 | DMB | 5:00.71 | | | | | | | | 479 |
| | 50m: | 33.11 | 33.11 | 150m: | 1:49.38 | 38.88 | 250m: | 3:06.71 | 38.87 | 350m: | 4:24.80 | 39.04 | |
| | 100m: | 1:10.50 | 37.39 | 200m: | 2:27.84 | 38.46 | 300m: | 3:45.76 | 39.05 | 400m: | 5:00.71 | 35.91 | |
| 14. | DARRAS, Nina | | 11 | TZT | 5:00.79 | | | | | | | | 479 |
| | 50m: | 33.03 | 33.03 | 150m: | 1:48.33 | 37.99 | 250m: | 3:05.52 | 38.67 | 350m: | 4:24.06 | 38.90 | |
| | 100m: | 1:10.34 | 37.31 | 200m: | 2:26.85 | 38.52 | 300m: | 3:45.16 | 39.64 | 400m: | 5:00.79 | 36.73 | |
| 15. | VAN LITSENBORG, Aurélie | | 11 | DBT | 5:01.17 | | | | | | | | 477 |
| | 50m: | 31.55 | 31.55 | 150m: | 1:43.69 | 37.97 | 250m: | 3:03.85 | 40.74 | 350m: | 4:23.02 | 39.74 | |
| | 100m: | 1:05.72 | 34.17 | 200m: | 2:23.11 | 39.42 | 300m: | 3:43.28 | 39.43 | 400m: | 5:01.17 | 38.15 | |
| 16. | DEPAEPE, Elize | | 11 | ROSC | 5:01.87 | | | | | | | | 474 |
| | 50m: | 34.20 | 34.20 | 150m: | 1:51.32 | 39.11 | 250m: | 3:09.06 | 38.71 | 350m: | 4:25.97 | 37.73 | |
| | 100m: | 1:12.21 | 38.01 | 200m: | 2:30.35 | 39.03 | 300m: | 3:48.24 | 39.18 | 400m: | 5:01.87 | 35.90 | |
| 17. | MESTDAGH, Laure | | 11 | BZK | 5:02.43 | | | | | | | | 471 |
| | 50m: | 33.70 | 33.70 | 150m: | 1:49.31 | 38.18 | 250m: | 3:06.75 | 39.11 | 350m: | 4:24.77 | 38.72 | |
| | 100m: | 1:11.13 | 37.43 | 200m: | 2:27.64 | 38.33 | 300m: | 3:46.05 | 39.30 | 400m: | 5:02.43 | 37.66 | |
| 18. | KERCKHOFS, Nienke | | 11 | BEST | 5:04.44 | | | | | | | | 462 |
| | 50m: | 33.80 | 33.80 | 150m: | 1:51.04 | 38.86 | 250m: | 3:09.81 | 39.22 | 350m: | 4:27.73 | 38.42 | |
| | 100m: | 1:12.18 | 38.38 | 200m: | 2:30.59 | 39.55 | 300m: | 3:49.31 | 39.50 | 400m: | 5:04.44 | 36.71 | |
| 19. | DRUWEL, Nora | | 11 | TIME | 5:06.14 | | | | | | | | 454 |
| | 50m: | 33.79 | 33.79 | 150m: | 1:51.60 | 39.20 | 250m: | 3:10.54 | 39.33 | 350m: | 4:28.41 | 38.60 | |
| | 100m: | 1:12.40 | 38.61 | 200m: | 2:31.21 | 39.61 | 300m: | 3:49.81 | 39.27 | 400m: | 5:06.14 | 37.73 | |
| 20. | GAUDAEN, Maud | | 11 | TSZ | 5:06.18 | | | | | | | | 454 |
| | 50m: | 32.12 | 32.12 | 150m: | 1:48.12 | 38.79 | 250m: | 3:07.52 | 39.78 | 350m: | 4:27.18 | 39.74 | |
| | 100m: | 1:09.33 | 37.21 | 200m: | 2:27.74 | 39.62 | 300m: | 3:47.44 | 39.92 | 400m: | 5:06.18 | 39.00 | |
| 21. | VERNIERS, Nime | | 11 | ZS | 5:06.91 | | | | | | | | 451 |
| | 50m: | 35.21 | 35.21 | 150m: | 1:51.83 | 38.25 | 250m: | 3:09.59 | 39.06 | 350m: | 4:28.42 | 39.54 | |
| | 100m: | 1:13.58 | 38.37 | 200m: | 2:30.53 | 38.70 | 300m: | 3:48.88 | 39.29 | 400m: | 5:06.91 | 38.49 | |
| 22. | MAES, Noor | | 11 | AST | 5:07.29 | | | | | | | | 449 |
| | 50m: | 33.37 | 33.37 | 150m: | 1:49.66 | 39.06 | 250m: | 3:09.10 | 39.90 | 350m: | 4:29.48 | 40.44 | |
| | 100m: | 1:10.60 | 37.23 | 200m: | 2:29.20 | 39.54 | 300m: | 3:49.04 | 39.94 | 400m: | 5:07.29 | 37.81 | |
| 23. | DE BRUYNE, Silke | | 11 | ISWIM | 5:07.67 | | | | | | | | 447 |
| | 50m: | 34.21 | 34.21 | 150m: | 1:49.85 | 38.25 | 250m: | 3:08.89 | 39.63 | 350m: | 4:29.29 | 39.74 | |
| | 100m: | 1:11.60 | 37.39 | 200m: | 2:29.26 | 39.41 | 300m: | 3:49.55 | 40.66 | 400m: | 5:07.67 | 38.38 | |
| 24. | CAENEPEEL, Aimée | | 11 | ISWIM | 5:08.00 | | | | | | | | 446 |
| | 50m: | 34.05 | 34.05 | 150m: | 1:51.54 | 39.35 | 250m: | 3:10.47 | 39.18 | 350m: | 4:30.27 | 39.77 | |
| | 100m: | 1:12.19 | 38.14 | 200m: | 2:31.29 | 39.75 | 300m: | 3:50.50 | 40.03 | 400m: | 5:08.00 | 37.73 | |
| 25. | ASSCHERICKX, Chloé | | 11 | KAZS | 5:12.60 | | | | | | | | 426 |
| | 50m: | 34.24 | 34.24 | 150m: | 1:53.81 | 40.43 | 250m: | 3:15.33 | 40.76 | 350m: | 4:35.17 | 39.36 | |
| | 100m: | 1:13.38 | 39.14 | 200m: | 2:34.57 | 40.76 | 300m: | 3:55.81 | 40.48 | 400m: | 5:12.60 | 37.43 | |
| 26. | VANLANCKER, Ynthe | | 11 | DMI | 5:21.11 | | | | | | | | 393 |
| | 50m: | 35.45 | 35.45 | 150m: | 1:57.81 | 42.03 | 250m: | 3:20.17 | 41.12 | 350m: | 4:42.25 | 41.29 | |
| | 100m: | 1:15.78 | 40.33 | 200m: | 2:39.05 | 41.24 | 300m: | 4:00.96 | 40.79 | 400m: | 5:21.11 | 38.86 | |



Vlaamse Jeugd Talent Challenge 2025
Antwerp, 24 - 26/1/2025

Programmanr. 4, Meisjes, 400m vrije slag, 14 jaar

| Rang | Geb. | | Tijd | | | | | | | | Pnt | | | |
|------|------------------------|---------|-------|-------|---------|----------------|-------|---------|-------|-------|---------|-------|--|-----|
| 27. | CLAESSENS, Ella-Louise | | 11 | GZVN | | 5:36.51 | | | | | | | | 342 |
| | 50m: | 36.25 | 36.25 | 150m: | 2:00.71 | 43.43 | 250m: | 3:28.21 | 44.12 | 350m: | 4:54.81 | 43.34 | | |
| | 100m: | 1:17.28 | 41.03 | 200m: | 2:44.09 | 43.38 | 300m: | 4:11.47 | 43.26 | 400m: | 5:36.51 | 41.70 | | |
| FF | VAN HOUCKE, Imke | | 11 | KWZC | | | | | | | | | | |



Vlaamse Jeugd Talent Challenge 2025
 Antwerp, 24 - 26/1/2025

 Programmanr. 5
 24/01/2025 - 17:10

Jongens, 100m schoolslag

 13 - 14 jaar
 Resultaten

Punten: AQUA 2024

| Rang | Geb. | Tijd | Pnt |
|----------------|------------------------|----------|-------------|
| 13 jaar | | | |
| 1. | LESCRAUWAET, Max | 12 STZ | 1:17.06 402 |
| 2. | DILLEN, Finn | 12 ZGEEL | 1:19.19 370 |
| 3. | VAN CRAEYNEST, Bas | 12 ROSC | 1:19.83 361 |
| 4. | VANSPAUWEN, Viktor | 12 GZVN | 1:20.38 354 |
| 5. | RATIU, Matheo | 12 ZCT | 1:26.20 287 |
| 6. | VERTESSEN, Wout | 12 DBT | 1:27.47 274 |
| 7. | CHABOTTIER, Largo | 12 KLSVZ | 1:27.56 274 |
| 8. | VOET, Lars | 12 KAZS | 1:27.63 273 |
| 9. | VAN GOETHEM, Arthur | 12 STW | 1:28.23 267 |
| 10. | DEVUE, Nicolas | 12 KAZS | 1:28.65 264 |
| 11. | CRISTIAN DAMIAN, Ianis | 12 BRABO | 1:28.93 261 |
| 12. | JAMAR, Kamiel | 12 STZC | 1:28.96 261 |
| 13. | WALTERUS, Kilyan | 12 DMB | 1:29.96 252 |
| 14. | VAN SEVEREN, Merlijn | 12 BRABO | 1:30.16 251 |
| 15. | CALLEWAERT, Eben | 12 BZK | 1:31.23 242 |
| 16. | VERNIMMEN, Nicholas | 12 LAQUA | 1:32.09 235 |
| 17. | BEHEYT, Mathis | 12 ISWIM | 1:33.25 226 |
| 18. | NIJS, Bas | 12 TRUST | 1:34.22 220 |
| dis | AERENS, Jef | 12 TSZ | |

SW 7.1.c - Hoofd doorbreekt wateroppervlak niet vooraleer de armen binnenwaarts te brengen bij de 2de armbeweging

| | | | |
|----|---------------|--------|--|
| FF | THOLEN, Stijn | 12 DMB | |
|----|---------------|--------|--|

14 jaar

| | | | |
|-----|-----------------------|----------|-------------|
| 1. | SCIACCA, Leandro | 11 TSZ | 1:12.95 474 |
| 2. | DE VALCK, Thibault | 11 HOZT | 1:16.11 417 |
| 3. | ONA, Cesar | 11 GZVN | 1:18.79 376 |
| 4. | VRANKEN, Barend | 11 DMB | 1:19.18 370 |
| | HUFKENS, Ilian | 11 ZGEEL | 1:19.18 370 |
| 6. | PAUWELS, Millau | 11 ISWIM | 1:19.51 366 |
| 7. | FREDERIX, Lou | 11 DBT | 1:21.27 342 |
| 8. | STABEL, Jasper | 11 KST | 1:21.40 341 |
| 9. | KEUSTERMANS, Lard | 11 HOZT | 1:21.50 339 |
| 10. | ROOMAN, Egon | 11 LAQUA | 1:22.74 324 |
| 11. | TAYYEM, Abdo-almallek | 11 HZS | 1:22.89 323 |
| 12. | POPPE, Warre | 11 AZL | 1:23.41 317 |
| 13. | HALLET, Brent | 11 STZ | 1:24.21 308 |
| 14. | EVENS, Vince | 11 DMB | 1:26.27 286 |
| 15. | VANDERLINDEN, Roald | 11 LAQUA | 1:27.71 272 |
| 16. | VANDEBORGHT, Milan | 11 SCZ | 1:28.61 264 |
| 17. | DEGRANDE, Vic | 11 STA | 1:30.79 245 |

Vlaamse Jeugd Talent Challenge 2025
Antwerp, 24 - 26/1/2025

Programmanr. 6
24/01/2025 - 17:20

Meisjes, 100m schoolslag

13 - 14 jaar
Resultaten

Punten: AQUA 2024

| Rang | Geb. | Tijd | Pnt |
|----------------|---------------------|----------|--------------------|
| 13 jaar | | | |
| 1. | PUT, Fien | 12 DBT | 1:20.45 506 |
| 2. | MOR, Iris | 12 BRABO | 1:22.15 475 |
| 3. | DEMAREST, Hailey | 12 ZB | 1:23.91 446 |
| 4. | DE SMET, Lily | 12 ZDKK | 1:24.37 439 |
| 5. | BIERINCKX, Mie | 12 ZN | 1:24.92 430 |
| 6. | UYTTERHOEVEN, Fiebe | 12 ZCT | 1:26.16 412 |
| 7. | RUELENS, Cobien | 12 DMB | 1:27.13 398 |
| 8. | VERMAELEN, Miya | 12 ZN | 1:27.18 398 |
| 9. | TALBOOM, Maja | 12 BRABO | 1:28.19 384 |
| 10. | DE BELDER, Kato | 12 DMB | 1:28.21 384 |
| 11. | VERRET, Julie | 12 ZS | 1:28.55 379 |
| 12. | CASTELEYN, Yana | 12 ZB | 1:29.33 369 |
| 13. | VAN DE WINKEL, Lola | 12 AZL | 1:30.56 355 |
| 14. | JORISKES, Lore | 12 DMB | 1:30.59 354 |
| 15. | BASSTANIE, Liene | 12 ZN | 1:32.07 337 |
| 16. | SPILLEBEEN, Jutta | 12 KZK | 1:32.95 328 |
| 17. | MAES, Julie | 12 TRUST | 1:38.96 272 |

14 jaar

| | | | |
|-----|-----------------------|----------|--------------------|
| 1. | BROUWERS, Charlotte | 11 DBT | 1:13.89 653 |
| 2. | LUYTEN, Julie | 11 AZK | 1:15.74 607 |
| 3. | MESTDAGH, Laure | 11 BZK | 1:20.63 503 |
| 4. | THYS, Lena | 11 KAZS | 1:21.30 490 |
| 5. | VANDERLINDEN, Paulien | 11 BEST | 1:23.55 452 |
| 6. | DURT, Reine | 11 SHARK | 1:23.63 450 |
| 7. | POEL, Maren | 11 DBT | 1:24.51 436 |
| 8. | VANGELOVEN, Fran | 11 DMB | 1:24.56 436 |
| 9. | VANLANCKER, Ynthe | 11 DMI | 1:26.12 412 |
| 10. | STESSENS, Emma-Louise | 11 TSZ | 1:26.78 403 |
| 11. | SARGESJAN, Nala | 11 HZS | 1:27.72 390 |
| 12. | GANTOIS, Janne | 11 BZK | 1:27.80 389 |
| 13. | KERKHOF, Kaat | 11 DMB | 1:30.12 360 |
| 14. | HAUTEKIET, Nanoe | 11 BZK | 1:30.74 353 |
| 15. | DESMET, Sterre | 11 KLSVZ | 1:31.23 347 |
| 16. | THEWISSEN, Mirthe | 11 HZS | 1:31.89 339 |
| dis | BELLENS, Lore | 11 SHARK | |

SW 7.2.b - armbeweging wordt niet gevolgd door beenbeweging = schoolslagcyclus (behalve bij KP of A)

FF GAYTANT, Sterre 11 ZORO



Vlaamse Jeugd Talent Challenge 2025
 Antwerp, 24 - 26/1/2025

 Programmanr. 7
 25/01/2025 - 9:00

Jongens, 100m vrije slag

 11 - 12 jaar
 Resultaten

Punten: AQUA 2024


| Rang | Geb. | Tijd | Pnt |
|---------|-------------------------|---------------|--------------------|
| 11 jaar | | | |
| 1. | MERTENS, Dieter | 14 SHARK | 1:10.58 292 |
| 2. | GINKELS, Robbe | 14 LAQUA | 1:11.08 286 |
| 3. | BEUSELINCK, Liam | 14 SCWR | 1:11.30 283 |
| 4. | GOEMAERE, Cyriel | 14 KZK | 1:11.80 277 |
| 5. | DE VREESE, Seppe | 14 MEGA | 1:12.01 275 |
| 6. | THYS, Vince | 14 STZC | 1:12.18 273 |
| 7. | LEYSEN, Benjamin | 14 KST | 1:13.01 264 |
| 8. | RATIU, Thomas | 14 ZCT | 1:13.31 261 |
| 9. | BOSMANS, Vince | 14 DMB | 1:14.37 250 |
| 10. | STAELENS, Tyler | 14 ROSC | 1:14.54 248 |
| 11. | BOLLEN, Warre | 14 PZC | 1:14.57 248 |
| 12. | GEERS, Arnout | 14 TZT | 1:14.69 246 |
| 13. | MAES, Mathijs | 14 ZGEEL | 1:15.10 242 |
| 14. | PIRARD, Driek | 14 STZC | 1:15.20 241 |
| 15. | VANDEPUTTE, Jorbe | 14 IKZ | 1:15.43 239 |
| 16. | TEIRLINCK, Tigo | 14 MEGA | 1:16.55 229 |
| 17. | LENAERTS, Joppe | 14 BRABO | 1:17.31 222 |
| 18. | ROGIERS, Jack | 14 ISWIM | 1:17.67 219 |
| 19. | DAEM, Joppe | 14 FIRST | 1:17.72 219 |
| 20. | GRELLIER, Oscar | 14 SCWR | 1:18.26 214 |
| 21. | VAN THILLO, Bastijn | 14 MEGA | 1:18.38 213 |
| 22. | LAUWENS, Finn | 14 ZCK | 1:18.87 209 |
| 23. | VANHEE, Tibe | 14 TIME | 1:18.97 208 |
| 24. | LOUCKX, Tim | 14 SCWR | 1:19.23 206 |
| 25. | JORISKES, Gijs | 14 DMB | 1:19.64 203 |
| 26. | DE ROOS, Kasper | 14 ZCK | 1:20.56 196 |
| 27. | ROIJERS, Remi | 14 UZKZ | 1:20.70 195 |
| 28. | NABIULLIN, Max | 14 SCZ | 1:21.42 190 |
| 29. | RAMSDONCK, Kris | 14 ZGEEL | 1:21.69 188 |
| 30. | GHYSELBRECHT, Bent | 14 DMI | 1:23.00 179 |
| 31. | FERREIRA CRAVO, Enzo | 14 DMB | 1:23.53 176 |
| 32. | SANDRA, Tuur | 14 UZKZ | 1:24.27 171 |
| 33. | VAN HOVE, Nand | 14 MOZKA | 1:24.95 167 |
| 34. | COESSENS, Kobe | 14 FIRST | 1:25.31 165 |
| 35. | DUDLEY, John Andrew | 14 LAQUA | 1:25.45 164 |
| 36. | VANRUSSELT, Rafaël | 14 GZVN | 1:25.70 163 |
| 37. | MEYLAERS, Seppe | 14 PZC | 1:26.35 159 |
| 38. | POOT, Rube | 14 MZK | 1:26.44 159 |
| 39. | WENES, Fausto | 14 MZK | 1:26.84 157 |
| 40. | RUELENS, Henri | 14 DMB | 1:27.52 153 |
| 41. | NIJS, Viktor | 14 DMB | 1:27.58 153 |
| 42. | VANDERSCHAEGHE, Daan | 14 SWEM | 1:27.78 152 |
| 43. | POORTERS, Arne | 14 GZVN | 1:27.97 151 |
| 44. | KÄHLER, Mathias | 14 GZVN | 1:29.26 144 |
| 45. | DECOCK, Nand | 14 MZK | 1:30.05 140 |
| dis | NABIULLIN, Tim | 14 SCZ | |
| | SW 4.4 - valse start | | |
| FF | STEEN, Remi | 14 IKZ | |
| FF | JACOBS, Jul | 14 HOZT | |

Vlaamse Jeugd Talent Challenge 2025
Antwerp, 24 - 26/1/2025

Programmanr. 7, Jongens, 100m vrije slag

12 jaar

| | | | | | |
|-----|----------------------|----|-------|---------|-----|
| 1. | HAUSPIE, Niel | 13 | ISWIM | 1:06.11 | 356 |
| 2. | TORDEUR, Kilian | 13 | GZVN | 1:06.55 | 349 |
| 3. | VANDEMAELE, Egon | 13 | KZK | 1:06.89 | 343 |
| 4. | VERACHTEN, Louis | 13 | MOZKA | 1:07.14 | 339 |
| 5. | SCIACCA, Emilio | 13 | TSZ | 1:08.65 | 318 |
| 6. | CLAEYS, Ybo | 13 | ISWIM | 1:08.72 | 317 |
| 7. | DESANTE, Leon | 13 | TZT | 1:09.04 | 312 |
| 8. | THIELEMANS, Leon | 13 | TZT | 1:09.15 | 311 |
| 9. | JACQUEMYNS, Kobe | 13 | DDAT | 1:09.38 | 308 |
| 10. | DE SMET, Kobe | 13 | STA | 1:10.31 | 296 |
| 11. | VANDOOREN, Lou | 13 | VZV | 1:10.67 | 291 |
| 12. | VANDERGUCHT, Jonas | 13 | STZ | 1:10.73 | 290 |
| 13. | BOONEN, Karel | 13 | FAST | 1:10.99 | 287 |
| 14. | VERDONCK, Stan | 13 | ZN | 1:11.44 | 282 |
| 15. | VANHAECKE, Lowie | 13 | ZB | 1:11.46 | 281 |
| 16. | HALLET, Jessen | 13 | STZ | 1:11.60 | 280 |
| 17. | IMBERT, Otis | 13 | BRABO | 1:11.63 | 279 |
| 18. | BEEL, Noah | 13 | KWZC | 1:11.80 | 277 |
| 19. | ROOMAN, Alexis | 13 | LAQUA | 1:11.94 | 276 |
| 20. | ROGIERS, Louis | 13 | LZV | 1:12.03 | 275 |
| 21. | DE BRUYNE, Sander | 13 | ISWIM | 1:12.52 | 269 |
| 22. | VERCAMMEN, Magnus | 13 | BRABO | 1:12.62 | 268 |
| 23. | APERS, Reda | 13 | BRABO | 1:12.64 | 268 |
| 24. | BECK, Stann | 13 | FIRST | 1:12.80 | 266 |
| 25. | VANDEVIJVERE, Lars | 13 | ROSC | 1:12.81 | 266 |
| 26. | MOENENS, Matteo | 13 | KZK | 1:13.35 | 260 |
| 27. | WIELEMAN, Robbe | 13 | STZ | 1:13.45 | 259 |
| 28. | SEYMUS, Axel | 13 | HZA | 1:13.76 | 256 |
| 29. | DE WEERDT, Bent | 13 | ZVL | 1:13.85 | 255 |
| 30. | HUENS, Briek | 13 | MEGA | 1:13.97 | 254 |
| 31. | LEMMENS, Luca | 13 | TRUST | 1:14.12 | 252 |
| 32. | TIEST, Falco | 13 | BRABO | 1:14.30 | 250 |
| 33. | MEUL, Rune | 13 | ISWIM | 1:14.32 | 250 |
| 34. | BOEL, Elias | 13 | AZL | 1:14.63 | 247 |
| 35. | AERTS, Lenn | 13 | SCWR | 1:14.86 | 245 |
| 36. | VAN DE STEENE, Roel | 13 | STA | 1:14.87 | 245 |
| 37. | THIJSBAERT, Nio | 13 | ZN | 1:14.92 | 244 |
| 38. | HERMANS, Yesse | 13 | DBT | 1:15.07 | 243 |
| 39. | NEYRINCK, Ruben | 13 | ZGEEL | 1:15.42 | 239 |
| 40. | DE VLIAGER, Elliott | 13 | FAST | 1:15.45 | 239 |
| 41. | CHRISTIAENS, Lucas | 13 | TZT | 1:15.56 | 238 |
| 42. | FEYAERTS, Jeroen | 13 | TRUST | 1:15.78 | 236 |
| 43. | MARIUS, Mattis | 13 | AST | 1:16.28 | 231 |
| 44. | VANHULLE, Willem | 13 | MEGA | 1:16.67 | 228 |
| 45. | MAASKANT, Albin | 13 | SCZ | 1:17.21 | 223 |
| 46. | VANDENWEGHE, Dries | 13 | ZCT | 1:17.38 | 222 |
| 47. | SORGELOOS, Vincent | 13 | AST | 1:18.64 | 211 |
| dis | VAN BRAECKEL, Seppe | 13 | FAST | | |
| | SW 4.4 - valse start | | | | |



Vlaamse Jeugd Talent Challenge 2025
 Antwerp, 24 - 26/1/2025


 Programmanr. 8
 25/01/2025 - 9:20

Meisjes, 100m vrije slag

 11 - 12 jaar
 Resultaten

Punten: AQUA 2024

| Rang | Geb. | Tijd | Pnt |
|----------------|----------------------------|----------|--------------------|
| 11 jaar | | | |
| 1. | ROGIERS, Layla | 14 LAQUA | 1:10.76 390 |
| 2. | DEWITTE, Elise | 14 BZK | 1:11.61 376 |
| 3. | PEERSMAN, Malin | 14 LAQUA | 1:12.06 369 |
| 4. | DERRE, Fleur | 14 TSZ | 1:12.30 365 |
| 5. | BEIJNSBERGER, Louise | 14 DMB | 1:12.87 357 |
| 6. | VAN HEES, Lenthel | 14 DBT | 1:13.51 348 |
| 7. | RYCKEMAN, Ella | 14 ROSC | 1:13.56 347 |
| 8. | ANTIPINA, Alexandra | 14 LAQUA | 1:14.58 333 |
| 9. | TYVAERT, Babette | 14 ISWIM | 1:15.23 324 |
| 10. | WEGENER, Lena | 14 SCZ | 1:15.26 324 |
| 11. | VANDER HOOGERSTRAETE, Nora | 14 MEGA | 1:15.40 322 |
| 12. | ROSSEEL, Janne | 14 TRUST | 1:15.64 319 |
| 13. | CLAESSENS, Isa-Beau | 14 GZVN | 1:15.75 318 |
| 14. | VREYS, Anse | 14 DBT | 1:16.09 313 |
| 15. | DE RIDDER, Roxane | 14 ZGEEL | 1:16.78 305 |
| 16. | LOWAGIE, Lily | 14 VZV | 1:17.15 301 |
| 17. | GHEKIERE, June | 14 ZB | 1:17.43 297 |
| 18. | VANSTEENKISTE, Marilou | 14 IKZ | 1:18.41 286 |
| 19. | DEKEIN, Marthe | 14 ISWIM | 1:18.42 286 |
| 20. | VAN GOETHEM, Lotte | 14 SWEM | 1:18.62 284 |
| 21. | SOARES ALMEIDA, Anna | 14 LAQUA | 1:18.69 283 |
| 22. | SWINNEN, Paulien | 14 DBT | 1:18.78 282 |
| 23. | HUYBEN, Stien | 14 TZT | 1:18.89 281 |
| 24. | VERNIEUWE, Leanne | 14 TZT | 1:18.97 280 |
| 25. | NEUVILLE, Axelle | 14 HZA | 1:19.03 280 |
| 26. | BOND, Maya | 14 ZCT | 1:19.20 278 |
| 27. | DIERCKX, Astrid | 14 KST | 1:19.22 278 |
| 28. | CLAES, Janne | 14 DBT | 1:19.48 275 |
| 29. | KENIS, Sterre | 14 HOZT | 1:20.10 269 |
| 30. | MELIS, Fee | 14 KST | 1:20.46 265 |
| 31. | NULENS, Azzurra | 14 DMB | 1:21.28 257 |
| 32. | VAN DE VYVERE, Lena | 14 STW | 1:21.46 255 |
| 33. | SCHOOF, Elise | 14 BRABO | 1:21.89 251 |
| 34. | DIEUSAERT, Roselien | 14 ROSC | 1:22.20 248 |
| 35. | KOLICHEVA, Kataleya | 14 AST | 1:22.67 244 |
| | DELCOIGNE, Ella | 14 DDAT | 1:22.67 244 |
| 37. | VAN DEN HEUVEL, Aude | 14 TSZ | 1:22.89 242 |
| 38. | TUYTENS, Laure | 14 UZKZ | 1:23.10 240 |
| 39. | VANDENVEN, Saar | 14 BRABO | 1:23.17 240 |
| 40. | DE WIT, Flore | 14 BRABO | 1:23.43 238 |
| 41. | WILLAERT, Naomi | 14 SOS | 1:23.48 237 |
| 42. | CASTELEYN, Dieuwertje | 14 HZA | 1:23.61 236 |
| 43. | VANPOUCKE, Lotte | 14 TZT | 1:23.78 235 |
| 44. | HIEMELEERS, Fien | 14 HZS | 1:24.21 231 |
| 45. | DE BIE, Lize | 14 FIRST | 1:24.71 227 |
| 46. | TYAGI, Yashwini | 14 LAQUA | 1:26.18 216 |
| dis | LAUREYSENS, Jutta | 14 ZN | |
| | SW 4.4 - valse start | | |
| FF | VANEESBECK, Emma | 14 PZC | |



Vlaamse Jeugd Talent Challenge 2025
Antwerp, 24 - 26/1/2025

Programmanr. 8, Meisjes, 100m vrije slag

12 jaar

| | | | | | |
|-----|-------------------------|----|-------|----------------|-----|
| 1. | THEUWISSEN, Nore | 13 | DMB | 1:08.01 | 439 |
| 2. | DEVUYST, Oona | 13 | ROSC | 1:08.06 | 438 |
| 3. | LAGACIE, Axelle | 13 | IKZ | 1:08.52 | 429 |
| 4. | LONCKE, Jutta | 13 | STA | 1:08.67 | 426 |
| 5. | DE JONG, Suzan | 13 | ZALM | 1:08.68 | 426 |
| 6. | VAN BUNDER, Inez | 13 | TSZ | 1:09.40 | 413 |
| 7. | VAN TILBURG, Frauke | 13 | ZGEEL | 1:09.85 | 405 |
| 8. | VAN ROY, Onah | 13 | ALZV | 1:09.87 | 405 |
| 9. | LAMMENS, Alix | 13 | LZV | 1:10.17 | 400 |
| 10. | TAVERNIER, Lucia | 13 | MEGA | 1:10.21 | 399 |
| 11. | DE SMET, Amélie | 13 | STW | 1:10.27 | 398 |
| 12. | NOUWEN, Fleur | 13 | DMB | 1:10.33 | 397 |
| 13. | PIRA, Anne-Sophie | 13 | DBT | 1:11.02 | 385 |
| 14. | BEULENS, Lotte | 13 | FIRST | 1:11.10 | 384 |
| 15. | WYFFELS, Louise Marie | 13 | DDAT | 1:11.25 | 382 |
| 16. | VAN DER PLAS, Lotte | 13 | MEGA | 1:11.33 | 380 |
| 17. | DEPLOIGE, Felien | 13 | TRUST | 1:11.74 | 374 |
| 18. | NUYTKENS, Marie | 13 | ZCK | 1:11.80 | 373 |
| 19. | DAS, Louise | 13 | STZC | 1:11.93 | 371 |
| 20. | WAIGNEIN, Rosie | 13 | MEGA | 1:12.08 | 369 |
| 21. | VAN DE WOUWER, Myrthe | 13 | HZA | 1:12.09 | 369 |
| 22. | BARTHOLOMEUS, Florianne | 13 | VZV | 1:12.73 | 359 |
| | DECALUWÉ, Elouise | 13 | ZCT | 1:12.73 | 359 |
| 24. | WYNANTS, Hanne | 13 | TRUST | 1:12.74 | 359 |
| 25. | VANHEESWIJCK, Amelea | 13 | DMB | 1:12.78 | 358 |
| 26. | JANSSEN, Lucy | 13 | ZCT | 1:12.81 | 358 |
| 27. | MATTHEEUSEN, Ella | 13 | AZK | 1:13.03 | 354 |
| 28. | CREMER, Fotini | 13 | DBT | 1:13.37 | 350 |
| 29. | VOLDERS, Ella | 13 | ZVL | 1:13.48 | 348 |
| 30. | DEVUE, Rosalie | 13 | KAZS | 1:13.51 | 348 |
| 31. | VLISSAKS, Rosalie | 13 | PZC | 1:13.70 | 345 |
| 32. | BOGAERT, Hanne | 13 | FIRST | 1:13.89 | 342 |
| 33. | VAN STEENKISTE, Lia | 13 | TZT | 1:14.53 | 333 |
| 34. | PETKOVA, Sofia | 13 | SCZ | 1:14.62 | 332 |
| 35. | JANSSENS, Lieze | 13 | DBT | 1:14.70 | 331 |
| 36. | PIESSENS, Marie | 13 | ZCT | 1:14.96 | 328 |
| 37. | REMANS, Rosalie | 13 | TRUST | 1:15.00 | 327 |
| 38. | VANDENBROUCKE, Febe | 13 | TZT | 1:15.25 | 324 |
| 39. | DE WEVER, Maud | 13 | IKZ | 1:15.29 | 323 |
| 40. | LOWAGIE, Lola | 13 | VZV | 1:15.38 | 322 |
| 41. | AELBRECHT, Juliette | 13 | ZCK | 1:15.74 | 318 |
| 42. | LESSELIERS, Emily | 13 | ZS | 1:16.07 | 314 |
| 43. | ADRIAENSEN, Lena | 13 | MOZKA | 1:16.14 | 313 |
| 44. | MAES, Hanne | 13 | AST | 1:16.26 | 311 |
| 45. | MOXHET, Tess | 13 | DIZV | 1:16.60 | 307 |
| 46. | VERSPECHT, Kaat | 13 | ZCK | 1:16.61 | 307 |
| 47. | VANDEWAERDE, Oobe | 13 | DMB | 1:17.18 | 300 |
| 48. | BIESEMANS, Jana | 13 | ZIOS | 1:17.74 | 294 |
| 49. | LAGA, Lore | 13 | SOS | 1:20.18 | 268 |



Vlaamse Jeugd Talent Challenge 2025
 Antwerp, 24 - 26/1/2025

 Programmanr. 9
 25/01/2025 - 9:45

Jongens, 200m vrije slag

 13 - 14 jaar
 Resultaten

Punten: AQUA 2024

| Rang | Geb. | Tijd | Pnt | 50m | 100m | 150m | 200m | | |
|----------------|------------------------|------|-------|----------------|------|--------------|--------------|--------------|--------------|
| 13 jaar | | | | | | | | | |
| 1. | DE RIDDER, Arne | 12 | ZS | 2:12.38 | 457 | 30.75 | 32.99 | 34.44 | 34.20 |
| 2. | WACHTELAER, Celle | 12 | AST | 2:13.82 | 442 | 30.67 | 34.47 | 34.58 | 34.10 |
| 3. | VANSTEENKISTE, Victor | 12 | TIME | 2:16.55 | 416 | 31.59 | 34.71 | 35.79 | 34.46 |
| 4. | DE BIE, Daan | 12 | FIRST | 2:18.33 | 400 | 30.79 | 34.60 | 36.14 | 36.80 |
| 5. | VANOLANDE, Thibault | 12 | STZ | 2:18.36 | 400 | 30.94 | 35.41 | 36.73 | 35.28 |
| 6. | VANDIJCK, Samuel | 12 | DMB | 2:21.08 | 377 | 30.58 | 35.85 | 39.00 | 35.65 |
| 7. | PICEU, Seppe | 12 | KZK | 2:23.21 | 361 | 32.53 | 37.01 | 37.99 | 35.68 |
| 8. | VANNESTE, Daan | 12 | KZK | 2:23.40 | 359 | 33.53 | 37.38 | 37.54 | 34.95 |
| | COUVREUR, Fred | 12 | HOZT | 2:23.40 | 359 | 32.37 | 36.43 | 37.89 | 36.71 |
| 10. | VROMAN, Finn | 12 | STA | 2:23.68 | 357 | 31.92 | 36.36 | 38.03 | 37.37 |
| 11. | ALEGRE, Agustin | 12 | BRABO | 2:23.84 | 356 | 32.78 | 36.82 | 37.68 | 36.56 |
| 12. | WALTERUS, Kilyan | 12 | DMB | 2:24.24 | 353 | 32.14 | 38.02 | 39.21 | 34.87 |
| 13. | RATIU, Matheo | 12 | ZCT | 2:24.77 | 349 | 32.00 | 37.05 | 38.91 | 36.81 |
| 14. | BERVILLE, Brice | 12 | ISWIM | 2:25.74 | 342 | 33.35 | 36.94 | 38.00 | 37.45 |
| 15. | BEHEYT, Mathis | 12 | ISWIM | 2:26.60 | 336 | 32.61 | 36.89 | 39.35 | 37.75 |
| 16. | BOGAERTS, Sander | 12 | MEGA | 2:26.66 | 336 | 33.84 | 37.71 | 38.22 | 36.89 |
| 17. | VERVLOET, Finn | 12 | GZVN | 2:27.06 | 333 | 32.67 | 37.11 | 38.80 | 38.48 |
| 18. | MARTELÉ, Stan | 12 | MEGA | 2:28.89 | 321 | 33.55 | 37.98 | 38.79 | 38.57 |
| 19. | PROUVÉ, Viktor | 12 | BEST | 2:29.59 | 317 | 33.58 | 37.94 | 39.90 | 38.17 |
| 20. | CEUSTERS, Robin | 12 | BRABO | 2:30.08 | 313 | 34.65 | 38.98 | 39.15 | 37.30 |
| 21. | VOET, Lars | 12 | KAZS | 2:30.13 | 313 | 32.96 | 40.04 | 40.43 | 36.70 |
| 22. | COENE, Tiele | 12 | TIME | 2:30.18 | 313 | 34.29 | 38.42 | 39.86 | 37.61 |
| 23. | HOEFMAN, Hannes | 12 | STW | 2:30.42 | 311 | 34.05 | 39.31 | 39.94 | 37.12 |
| 24. | AERENS, Jef | 12 | TSZ | 2:30.77 | 309 | 34.08 | 38.21 | 39.72 | 38.76 |
| 25. | DEVUE, Nicolas | 12 | KAZS | 2:31.47 | 305 | 34.75 | 39.75 | 40.52 | 36.45 |
| 26. | NIJS, Bas | 12 | TRUST | 2:31.91 | 302 | 35.21 | 39.19 | 39.65 | 37.86 |
| 27. | JAMAR, Kamiel | 12 | STZC | 2:32.12 | 301 | 33.88 | 39.78 | 40.04 | 38.42 |
| 28. | CRISTIAN DAMIAN, Ianis | 12 | BRABO | 2:32.38 | 299 | 35.31 | 39.18 | 39.63 | 38.26 |
| 29. | GEUTJENS, Maxime | 12 | DMB | 2:32.40 | 299 | 34.04 | 39.23 | 39.99 | 39.14 |
| 30. | VAN DAELE, Nand | 12 | FAST | 2:32.41 | 299 | 32.87 | 38.56 | 41.23 | 39.75 |
| 31. | MAERTENS, Toon | 12 | ZCT | 2:33.55 | 293 | 35.01 | 39.36 | 40.31 | 38.87 |
| 32. | CALLEWAERT, Eben | 12 | BZK | 2:34.03 | 290 | 35.01 | 39.02 | 40.40 | 39.60 |
| 33. | DERAEMAECKER, Mathias | 12 | LAQUA | 2:34.30 | 288 | 34.38 | 39.58 | 41.03 | 39.31 |
| 34. | WAUTERS, Sacha | 12 | SCWR | 2:34.71 | 286 | 34.44 | 38.42 | 41.24 | 40.61 |
| 35. | BLOMME, Stan | 12 | TZT | 2:34.96 | 285 | 34.63 | 39.52 | 41.36 | 39.45 |
| 36. | VERTESSSEN, Wout | 12 | DBT | 2:35.95 | 279 | 35.06 | 40.63 | 41.37 | 38.89 |
| 37. | ROCKELÉ, Lowie | 12 | ZCT | 2:36.61 | 276 | 34.80 | 39.42 | 41.73 | 40.66 |
| 38. | CLERCKX, Thomas | 12 | AZV | 2:39.19 | 263 | 37.65 | 41.55 | 41.58 | 38.41 |
| | FF THOLEN, Stijn | 12 | DMB | | | | | | |
| | FF VINCENT, Rune | 12 | ISWIM | | | | | | |

14 jaar

| | | | | | | | | | |
|-----|----------------------|----|-------|----------------|-----|-------|-------|-------|-------|
| 1. | DELIE, Vico | 11 | ISWIM | 2:06.30 | 526 | 29.36 | 32.08 | 32.44 | 32.42 |
| 2. | THONON, Matisse | 11 | MEGA | 2:10.79 | 474 | 29.63 | 32.22 | 34.45 | 34.49 |
| 3. | DEBECKER, Matheo | 11 | DMI | 2:12.14 | 459 | 30.51 | 33.32 | 35.42 | 32.89 |
| 4. | BAERT, Miel | 11 | TIME | 2:12.40 | 457 | 30.56 | 34.19 | 35.42 | 32.23 |
| 5. | VANVYAENE, Matthys | 11 | TIME | 2:13.00 | 451 | 30.62 | 33.70 | 34.88 | 33.80 |
| 6. | HUFKENS, Ilian | 11 | ZGEEL | 2:14.33 | 437 | 30.56 | 34.05 | 35.10 | 34.62 |
| 7. | VANSTECHELMAN, Lucas | 11 | DDAT | 2:14.36 | 437 | 29.86 | 34.15 | 35.80 | 34.55 |
| 8. | LAFAUT, Jerome | 11 | MEGA | 2:14.51 | 436 | 31.18 | 34.90 | 34.59 | 33.84 |
| 9. | KERSTENS, Bavo | 11 | BRABO | 2:14.87 | 432 | 30.17 | 34.42 | 35.35 | 34.93 |
| 10. | WOJCIULA, Tymon | 11 | ZNA | 2:15.33 | 428 | 29.47 | 35.31 | 35.81 | 34.74 |
| 11. | DEMEYERE, Lars | 11 | UZKZ | 2:15.39 | 427 | 30.92 | 34.58 | 35.62 | 34.27 |
| 12. | BAEYENS, Warre | 11 | TIME | 2:16.41 | 418 | 31.36 | 34.38 | 35.95 | 34.72 |

Vlaamse Jeugd Talent Challenge 2025
 Antwerp, 24 - 26/1/2025

Programmanr. 9, Jongens, 200m vrije slag, 14 jaar

| Rang | Geb. | Tijd | Pnt | 50m | 100m | 150m | 200m | | |
|------|-----------------------------|------|-------|----------------|------|--------------|--------------|--------------|--------------|
| 13. | TIELEN, Sander | 11 | DMB | 2:16.63 | 416 | 30.42 | 35.10 | 36.32 | 34.79 |
| 14. | PAUWELS, Millau | 11 | ISWIM | 2:16.69 | 415 | 29.69 | 34.82 | 35.96 | 36.22 |
| 15. | HALLET, Brent | 11 | STZ | 2:16.98 | 412 | 30.99 | 34.23 | 36.33 | 35.43 |
| 16. | VAN DEN BREMT, Mathias | 11 | AZL | 2:17.40 | 409 | 31.57 | 34.97 | 35.85 | 35.01 |
| 17. | QUARTIER, Matisse | 11 | ROSC | 2:17.98 | 403 | 31.50 | 34.66 | 36.76 | 35.06 |
| 18. | SCHRAUWEN, Bjarne | 11 | TSZ | 2:18.10 | 402 | 30.32 | 34.78 | 36.43 | 36.57 |
| 19. | TAYYEM, Abdo-almallek | 11 | HZS | 2:18.21 | 401 | 31.11 | 35.49 | 35.92 | 35.69 |
| 20. | VANDERLINDEN, Roald | 11 | LAQUA | 2:18.40 | 400 | 31.96 | 34.67 | 36.04 | 35.73 |
| 21. | VAN DOOREN, Warre | 11 | ZN | 2:18.78 | 397 | 31.09 | 35.42 | 37.17 | 35.10 |
| 22. | GYULNAZARYAN, Max | 11 | WST | 2:18.99 | 395 | 31.52 | 35.25 | 36.86 | 35.36 |
| 23. | VETS, Wannes | 11 | KAZS | 2:19.04 | 394 | 30.68 | 34.88 | 36.75 | 36.73 |
| 24. | BALCAEN, Sander | 11 | UZKZ | 2:19.46 | 391 | 31.80 | 35.69 | 37.06 | 34.91 |
| 25. | DIERICK, Oscar | 11 | LAQUA | 2:19.74 | 388 | 31.67 | 36.28 | 35.95 | 35.84 |
| 26. | SLUYTS, Tibe | 11 | WST | 2:20.10 | 385 | 32.08 | 35.35 | 37.31 | 35.36 |
| 27. | DE DECKER, Tibe | 11 | MEGA | 2:20.21 | 385 | 31.79 | 35.76 | 37.26 | 35.40 |
| 28. | EVENS, Vince | 11 | DMB | 2:20.37 | 383 | 31.76 | 36.31 | 37.81 | 34.49 |
| 29. | VANDERBORGHT, Milan | 11 | SCZ | 2:20.73 | 380 | 31.34 | 36.13 | 37.39 | 35.87 |
| 30. | VAN HOEY BILLIET, R. | 11 | STW | 2:21.24 | 376 | 32.25 | 35.78 | 37.19 | 36.02 |
| 31. | FREDERIX, Lou | 11 | DBT | 2:22.36 | 367 | 31.39 | 36.35 | 37.72 | 36.90 |
| 32. | FRANSEN, Dylano | 11 | PZC | 2:23.48 | 359 | 33.65 | 37.44 | 38.29 | 34.10 |
| 33. | BOURDIAUDHY, Thibau | 11 | STW | 2:25.02 | 347 | 32.17 | 36.14 | 38.92 | 37.79 |
| 34. | WILLEMS, Jerke | 11 | TIME | 2:25.43 | 345 | 32.28 | 37.47 | 38.80 | 36.88 |
| 35. | GALLE, Lauris | 11 | TIME | 2:25.79 | 342 | 33.38 | 37.48 | 38.45 | 36.48 |
| 36. | POPPE, Warre | 11 | AZL | 2:26.06 | 340 | 34.13 | 36.22 | 38.11 | 37.60 |
| 37. | ROOMAN, Hugues | 11 | LAQUA | 2:26.67 | 336 | 32.98 | 36.47 | 38.89 | 38.33 |
| 38. | STABEL, Jasper | 11 | KST | 2:27.00 | 334 | 31.83 | 36.29 | 39.46 | 39.42 |
| 39. | THUYLIE, Vic | 11 | KZK | 2:28.73 | 322 | 34.33 | 37.95 | 39.08 | 37.37 |
| 40. | JANSSEN, Thibe | 11 | DBT | 2:31.46 | 305 | 33.83 | 38.09 | 40.41 | 39.13 |
| dis | HOOGHE, Mauro | 11 | ISWIM | | | | | | |
| | <i>SW 4.4 - valse start</i> | | | | | | | | |
| FF | BEGUE, Milann | 11 | ZGEEL | | | | | | |

Vlaamse Jeugd Talent Challenge 2025
Antwerp, 24 - 26/1/2025
Programmanr. 10
25/01/2025 - 10:15
Meisjes, 400m wisselslag
13 - 14 jaar
Resultaten

Punten: AQUA 2024

| Rang | | | Geb. | | | | | | Tijd | Pnt |
|----------------|---|---------------|-------|---------------|-------|---------------|-------|---------------|----------------|-----|
| 13 jaar | | | | | | | | | | |
| 1. | VELGHE, Laura | | 12 | IKZ | | | | | 5:38.49 | 484 |
| | 50m: | 36.24 36.24 | 150m: | 2:04.25 44.49 | 250m: | 3:33.60 48.19 | 350m: | 5:01.91 39.36 | | |
| | 100m: | 1:19.76 43.52 | 200m: | 2:45.41 41.16 | 300m: | 4:22.55 48.95 | 400m: | 5:38.49 36.58 | | |
| 2. | DE VREESE, Julie | | 12 | MEGA | | | | | 5:41.90 | 470 |
| | 50m: | 38.79 38.79 | 150m: | 2:07.72 42.47 | 250m: | 3:38.41 49.50 | 350m: | | | |
| | 100m: | 1:25.25 46.46 | 200m: | 2:48.91 41.19 | 300m: | 4:26.95 48.54 | 400m: | 5:41.90 | | |
| 3. | PUT, Fien | | 12 | DBT | | | | | 5:43.65 | 463 |
| | 50m: | | 150m: | | 250m: | | 350m: | | | |
| | 100m: | 1:18.98 | 200m: | 2:51.94 | 300m: | 4:25.31 | 400m: | 5:43.65 | | |
| 4. | DEMAREST, Hailey | | 12 | ZB | | | | | 5:50.86 | 435 |
| | 50m: | 38.96 38.96 | 150m: | 2:12.19 46.10 | 250m: | 3:42.10 45.69 | 350m: | 5:10.93 41.89 | | |
| | 100m: | 1:26.09 47.13 | 200m: | 2:56.41 44.22 | 300m: | 4:29.04 46.94 | 400m: | 5:50.86 39.93 | | |
| 5. | ENGELEN, Floor | | 12 | DBT | | | | | 5:53.78 | 424 |
| | 50m: | | 150m: | | 250m: | | 350m: | | | |
| | 100m: | 1:18.72 | 200m: | 2:48.97 | 300m: | 4:34.00 | 400m: | 5:53.78 | | |
| 6. | VERSTRAETE, Linde | | 12 | IKZ | | | | | 6:00.60 | 400 |
| | 50m: | 38.61 38.61 | 150m: | 2:11.08 46.54 | 250m: | 3:46.40 50.81 | 350m: | 5:20.95 41.21 | | |
| | 100m: | 1:24.54 45.93 | 200m: | 2:55.59 44.51 | 300m: | 4:39.74 53.34 | 400m: | 6:00.60 39.65 | | |
| 7. | GINKELS, Febe | | 12 | LAQUA | | | | | 6:02.28 | 395 |
| | 50m: | 41.02 41.02 | 150m: | 2:15.38 46.84 | 250m: | 3:50.22 50.54 | 350m: | 5:23.07 42.28 | | |
| | 100m: | 1:28.54 47.52 | 200m: | 2:59.68 44.30 | 300m: | 4:40.79 50.57 | 400m: | 6:02.28 39.21 | | |
| dis | MOR, Iris | | 12 | BRABO | | | | | | |
| | <i>SW 8.2.a - armen niet boven water naar voor gebracht</i> | | | | | | | | | |

14 jaar


| | | | | | | | | | | |
|----|-----------------------|---------------|-------|---------------|-------|---------------|-------|---------------|----------------|-----|
| 1. | LAMMENS, Mary | | 11 | TZT | | | | | 5:16.66 | 591 |
| | 50m: | 31.70 31.70 | 150m: | 1:48.78 41.27 | 250m: | 3:17.33 47.65 | 350m: | 4:42.80 36.97 | | |
| | 100m: | 1:07.51 35.81 | 200m: | 2:29.68 40.90 | 300m: | 4:05.83 48.50 | 400m: | 5:16.66 33.86 | | |
| 2. | BROUWERS, Charlotte | | 11 | DBT | | | | | 5:18.82 | 579 |
| | 50m: | 32.94 32.94 | 150m: | 1:58.07 44.47 | 250m: | 3:23.95 43.86 | 350m: | 4:44.65 36.20 | | |
| | 100m: | 1:13.60 40.66 | 200m: | 2:40.09 42.02 | 300m: | 4:08.45 44.50 | 400m: | 5:18.82 34.17 | | |
| 3. | MERTENS, Femke | | 11 | SHARK | | | | | 5:36.84 | 491 |
| | 50m: | 34.30 34.30 | 150m: | 1:58.09 43.39 | 250m: | 3:30.74 50.26 | 350m: | 4:59.49 38.69 | | |
| | 100m: | 1:14.70 40.40 | 200m: | 2:40.48 42.39 | 300m: | 4:20.80 50.06 | 400m: | 5:36.84 37.35 | | |
| 4. | FEYS, Farah | | 11 | KZK | | | | | 5:40.58 | 475 |
| | 50m: | 33.84 33.84 | 150m: | 1:58.63 45.21 | 250m: | 3:31.88 50.80 | 350m: | 5:03.38 40.63 | | |
| | 100m: | 1:13.42 39.58 | 200m: | 2:41.08 42.45 | 300m: | 4:22.75 50.87 | 400m: | 5:40.58 37.20 | | |
| 5. | VANDERLINDEN, Paulien | | 11 | BEST | | | | | 5:43.91 | 462 |
| | 50m: | 36.57 36.57 | 150m: | 2:02.58 43.19 | 250m: | 3:32.13 47.47 | 350m: | 5:05.06 41.98 | | |
| | 100m: | 1:19.39 42.82 | 200m: | 2:44.66 42.08 | 300m: | 4:23.08 50.95 | 400m: | 5:43.91 38.85 | | |
| 6. | SCHACHT, Hanne | | 11 | IKZ | | | | | 5:45.02 | 457 |
| | 50m: | 36.95 36.95 | 150m: | 2:06.48 43.44 | 250m: | 3:37.91 47.77 | 350m: | 5:06.07 39.25 | | |
| | 100m: | 1:23.04 46.09 | 200m: | 2:50.14 43.66 | 300m: | 4:26.82 48.91 | 400m: | 5:45.02 38.95 | | |
| 7. | GAUDAEN, Maud | | 11 | TSZ | | | | | 5:48.65 | 443 |
| | 50m: | 34.66 34.66 | 150m: | 1:59.95 43.92 | 250m: | 3:35.62 51.83 | 350m: | 5:09.22 40.27 | | |
| | 100m: | 1:16.03 41.37 | 200m: | 2:43.79 43.84 | 300m: | 4:28.95 53.33 | 400m: | 5:48.65 39.43 | | |

Vlaamse Jeugd Talent Challenge 2025
Antwerp, 24 - 26/1/2025

Programmanr. 10, Meisjes, 400m wisselslag, 14 jaar

| Rang | Geb. | | Tijd | | | | | | | | Pnt | | |
|------|----------------------|---------|-------|-------|---------|-------|-------|---------|-------|-------|---------|----------------|-----|
| 8. | VANDERMARLIERE, Juna | | 11 | ISWIM | | | | | | | | 5:50.41 | 436 |
| | 50m: | 36.36 | 36.36 | 150m: | 2:10.28 | 47.79 | 250m: | 3:44.27 | 48.15 | 350m: | 5:12.05 | 38.73 | |
| | 100m: | 1:22.49 | 46.13 | 200m: | 2:56.12 | 45.84 | 300m: | 4:33.32 | 49.05 | 400m: | 5:50.41 | 38.36 | |
| 9. | DRUWEL, Nora | | 11 | TIME | | | | | | | | 5:53.78 | 424 |
| | 50m: | 34.94 | 34.94 | 150m: | 2:05.84 | 46.68 | 250m: | 3:42.61 | 51.59 | 350m: | 5:15.42 | 39.58 | |
| | 100m: | 1:19.16 | 44.22 | 200m: | 2:51.02 | 45.18 | 300m: | 4:35.84 | 53.23 | 400m: | 5:53.78 | 38.36 | |
| 10. | VAN BOCKSTAL, Yoanna | | 11 | HOZT | | | | | | | | 5:57.39 | 411 |
| | 50m: | 38.09 | 38.09 | 150m: | 2:06.28 | 42.73 | 250m: | 3:43.29 | 53.58 | 350m: | 5:18.28 | 41.25 | |
| | 100m: | 1:23.55 | 45.46 | 200m: | 2:49.71 | 43.43 | 300m: | 4:37.03 | 53.74 | 400m: | 5:57.39 | 39.11 | |
| 11. | LAUWERS, Sofie | | 11 | KST | | | | | | | | 6:07.48 | 378 |
| | 50m: | 37.25 | 37.25 | 150m: | 2:15.59 | 48.58 | 250m: | 3:54.97 | 53.55 | 350m: | 5:29.14 | 40.49 | |
| | 100m: | 1:27.01 | 49.76 | 200m: | 3:01.42 | 45.83 | 300m: | 4:48.65 | 53.68 | 400m: | 6:07.48 | 38.34 | |
| dis | MEULEMEESTER, Nore | | 11 | TZT | | | | | | | | | |

SW 9.4.7.6 - Op het einde van het wedstrijdgedeelte schoolslag, heeft de zwemmer de muur niet met 2 handen gelijktijdig aangetikt of de handen op elkaar gelegd



Vlaamse Jeugd Talent Challenge 2025
Antwerp, 24 - 26/1/2025

Programmanr. 11
25/01/2025 - 10:35

Jongens, 100m rugslag

11 - 12 jaar
Resultaten

Punten: AQUA 2024

| Rang | Geb. | Tijd | Pnt |
|---------|----------------------|----------|-------------|
| 11 jaar | | | |
| 1. | BOSMANS, Vince | 14 DMB | 1:22.56 244 |
| 2. | GINKELS, Robbe | 14 LAQUA | 1:23.36 237 |
| 3. | BOLLEN, Warre | 14 PZC | 1:23.59 235 |
| 4. | MERTENS, Dieter | 14 SHARK | 1:24.22 229 |
| 5. | BEUSELINCK, Liam | 14 SCWR | 1:24.26 229 |
| 6. | GOEMAERE, Cyriel | 14 KZK | 1:24.51 227 |
| | MAES, Mathijs | 14 ZGEEL | 1:24.51 227 |
| 8. | STAELENS, Tyler | 14 ROSC | 1:25.54 219 |
| 9. | DE VREESE, Seppe | 14 MEGA | 1:26.45 212 |
| 10. | PIRARD, Driek | 14 STZC | 1:26.47 212 |
| 11. | LOUCKX, Tim | 14 SCWR | 1:26.48 212 |
| 12. | GHYSELBRECHT, Bent | 14 DMI | 1:27.47 205 |
| 13. | RATIU, Thomas | 14 ZCT | 1:27.55 204 |
| 14. | VANHEE, Tibe | 14 TIME | 1:28.05 201 |
| 15. | THYS, Vince | 14 STZC | 1:28.84 195 |
| 16. | JORISKES, Gijs | 14 DMB | 1:29.51 191 |
| 17. | TEIRLINCK, Tigo | 14 MEGA | 1:29.90 189 |
| 18. | ROGIERS, Jack | 14 ISWIM | 1:30.54 185 |
| 19. | VANDEPUTTE, Jorbe | 14 IKZ | 1:31.00 182 |
| 20. | ROIJERS, Remi | 14 UZKZ | 1:31.08 181 |
| 21. | LENAERTS, Joppe | 14 BRABO | 1:31.38 180 |
| 22. | DE ROOS, Kasper | 14 ZCK | 1:31.41 179 |
| 23. | GEERS, Arnout | 14 TZT | 1:31.48 179 |
| 24. | NABIULLIN, Max | 14 SCZ | 1:32.23 175 |
| 25. | NABIULLIN, Tim | 14 SCZ | 1:32.31 174 |
| 26. | DAEM, Joppe | 14 FIRST | 1:32.72 172 |
| 27. | VAN THILLO, Bastijn | 14 MEGA | 1:32.91 171 |
| 28. | VAN HOVE, Nand | 14 MOZKA | 1:32.93 171 |
| 29. | FERREIRA CRAVO, Enzo | 14 DMB | 1:33.25 169 |
| 30. | LEYSEN, Benjamin | 14 KST | 1:33.43 168 |
| | VANRUSSELT, Rafaël | 14 GZVN | 1:33.43 168 |
| 32. | GRELLIER, Oscar | 14 SCWR | 1:34.16 164 |
| 33. | DUDLEY, John Andrew | 14 LAQUA | 1:34.51 162 |
| 34. | SANDRA, Tuur | 14 UZKZ | 1:34.98 160 |
| 35. | VANDERSCHAEGHE, Daan | 14 SWEM | 1:35.74 156 |
| 36. | LAUWENS, Finn | 14 ZCK | 1:36.49 152 |
| 37. | DECOCK, Nand | 14 MZK | 1:38.08 145 |
| 38. | MEYLAERS, Seppe | 14 PZC | 1:38.57 143 |
| 39. | POOT, Rube | 14 MZK | 1:38.63 143 |
| 40. | POORTERS, Arne | 14 GZVN | 1:39.46 139 |
| 41. | NIJS, Viktor | 14 DMB | 1:40.10 136 |
| 42. | COESSENS, Kobe | 14 FIRST | 1:40.42 135 |
| 43. | WENES, Fausto | 14 MZK | 1:41.46 131 |
| 44. | RUELENS, Henri | 14 DMB | 1:45.22 117 |
| 45. | KÄHLER, Mathias | 14 GZVN | 1:50.54 101 |
| dis | RAMSDONCK, Kris | 14 ZGEEL | |

SW 6.4.c - Keerpunt niet dadelijk ingezet na borstligging en/of armtrek beweging

| | | | |
|----|-------------|----|------|
| FF | STEEN, Remi | 14 | IKZ |
| FF | JACOBS, Jul | 14 | HOZT |



Vlaamse Jeugd Talent Challenge 2025
Antwerp, 24 - 26/1/2025

Programmanr. 11, Jongens, 100m rugslag

12 jaar

| | | | | | |
|-----|-------------------------|-----------|------------|----------------|------------|
| 1. | VERACHTEN, Louis | 13 | MOZKA | 1:15.38 | 320 |
| 2. | VANDEMAELE, Egon | 13 | KZK | 1:17.56 | 294 |
| 3. | BOONEN, Karel | 13 | FAST | 1:18.30 | 286 |
| | TORDEUR, Kilian | 13 | GZVN | 1:18.30 | 286 |
| 5. | HAUSPIE, Niel | 13 | ISWIM | 1:19.62 | 272 |
| 6. | JACQUEMYNS, Kobe | 13 | DDAT | 1:20.61 | 262 |
| 7. | DE SMET, Kobe | 13 | STA | 1:20.65 | 261 |
| 8. | CLAEYS, Ybo | 13 | ISWIM | 1:21.01 | 258 |
| 9. | SCIACCA, Emilio | 13 | TSZ | 1:21.57 | 253 |
| 10. | HALLET, Jessen | 13 | STZ | 1:22.10 | 248 |
| 11. | APERS, Reda | 13 | BRABO | 1:22.55 | 244 |
| 12. | VANHAECKE, Lowie | 13 | ZB | 1:22.70 | 242 |
| 13. | ROGIERS, Louis | 13 | LZV | 1:22.89 | 241 |
| 14. | VAN BRAECKEL, Seppe | 13 | FAST | 1:23.38 | 237 |
| 15. | ROOMAN, Alexis | 13 | LAQUA | 1:23.70 | 234 |
| 16. | THIELEMANS, Leon | 13 | TZT | 1:23.95 | 232 |
| 17. | VANDEVIJVERE, Lars | 13 | ROSC | 1:24.00 | 231 |
| 18. | WIELEMAN, Robbe | 13 | STZ | 1:24.09 | 231 |
| 19. | DE VLIAGER, Elliott | 13 | FAST | 1:24.15 | 230 |
| 20. | IMBERT, Otis | 13 | BRABO | 1:24.18 | 230 |
| 21. | DE WEERDT, Bent | 13 | ZVL | 1:24.79 | 225 |
| 22. | BECK, Stann | 13 | FIRST | 1:24.88 | 224 |
| 23. | VERCAMMEN, Magnus | 13 | BRABO | 1:25.26 | 221 |
| 24. | SEYMUS, Axel | 13 | HZA | 1:25.68 | 218 |
| 25. | DE BRUYNE, Sander | 13 | ISWIM | 1:25.78 | 217 |
| 26. | DESANTE, Leon | 13 | TZT | 1:26.11 | 215 |
| 27. | VERDONCK, Stan | 13 | ZN | 1:26.44 | 212 |
| 28. | NEYRINCK, Ruben | 13 | ZGEEL | 1:26.80 | 210 |
| 29. | THIJSBAERT, Nio | 13 | ZN | 1:27.22 | 207 |
| 30. | FEYAERTS, Jeroen | 13 | TRUST | 1:27.60 | 204 |
| 31. | LEMMENS, Luca | 13 | TRUST | 1:28.07 | 201 |
| 32. | BOEL, Elias | 13 | AZL | 1:28.10 | 200 |
| 33. | MARIUS, Mattis | 13 | AST | 1:28.43 | 198 |
| 34. | AERTS, Lenn | 13 | SCWR | 1:28.63 | 197 |
| 35. | HERMANS, Yesse | 13 | DBT | 1:28.84 | 195 |
| 36. | VANHULLE, Willem | 13 | MEGA | 1:28.89 | 195 |
| 37. | TIEST, Falco | 13 | BRABO | 1:29.05 | 194 |
| 38. | SORGELOOS, Vincent | 13 | AST | 1:29.37 | 192 |
| 39. | CHRISTIAENS, Lucas | 13 | TZT | 1:29.72 | 190 |
| 40. | MAASKANT, Albin | 13 | SCZ | 1:29.83 | 189 |
| 41. | HUENS, Briek | 13 | MEGA | 1:30.05 | 188 |
| 42. | VANDOOREN, Lou | 13 | VZV | 1:31.36 | 180 |
| 43. | MEUL, Rune | 13 | ISWIM | 1:31.47 | 179 |
| 44. | VAN DE STEENE, Roel | 13 | STA | 1:33.60 | 167 |
| 45. | BEEL, Noah | 13 | KWZC | 1:34.31 | 163 |
| dis | VANDERGUCHT, Jonas | 13 | STZ | | |

SW 6.4.c - Keerpunt niet dadelijk ingezet na borstligging en/of armtrek beweging

dis **MOENENS, Matteo** 13 **KZK**

SW 6.4.d - Meer dan één armtrek beweging gedaan bij KP met borstligging

dis VANDENWEGHE, Dries 13 ZCT

SW 6.4.c - Keerpunt niet dadelijk ingezet na borstligging en/of armtrek beweging



Vlaamse Jeugd Talent Challenge 2025
 Antwerp, 24 - 26/1/2025


 Programmanr. 12
 25/01/2025 - 11:00

Meisjes, 100m rugslag

 11 - 12 jaar
 Resultaten

Punten: AQUA 2024

| Rang | Geb. | Tijd | Pnt |
|----------------|---|----------|-------------|
| 11 jaar | | | |
| 1. | DERRE, Fleur | 14 TSZ | 1:22.22 339 |
| 2. | ROGIERS, Layla | 14 LAQUA | 1:23.28 326 |
| 3. | PEERSMAN, Malin | 14 LAQUA | 1:23.93 318 |
| 4. | VANDER HOOGERSTRAETE, Nora | 14 MEGA | 1:24.12 316 |
| 5. | RYCKEMAN, Ella | 14 ROSC | 1:24.95 307 |
| 6. | ROSSEEL, Janne | 14 TRUST | 1:25.60 300 |
| 7. | DEWITTE, Elise | 14 BZK | 1:26.43 291 |
| 8. | BEIJNSBERGER, Louise | 14 DMB | 1:26.66 289 |
| 9. | VAN HEES, Lenthel | 14 DBT | 1:27.01 286 |
| 10. | CLAES, Janne | 14 DBT | 1:27.29 283 |
| 11. | DEKEIN, Marthe | 14 ISWIM | 1:27.66 279 |
| 12. | WEGENER, Lena | 14 SCZ | 1:28.02 276 |
| 13. | ANTIPINA, Alexandra | 14 LAQUA | 1:28.42 272 |
| 14. | SOARES ALMEIDA, Anna | 14 LAQUA | 1:29.40 263 |
| 15. | VERNIEUWE, Leanne | 14 TZT | 1:29.46 263 |
| 16. | MELIS, Fee | 14 KST | 1:30.58 253 |
| 17. | WILLAERT, Naomi | 14 SOS | 1:30.60 253 |
| 18. | KENIS, Sterre | 14 HOZT | 1:32.17 240 |
| 19. | DE WIT, Flore | 14 BRABO | 1:32.19 240 |
| 20. | DE RIDDER, Roxane | 14 ZGEEL | 1:32.20 240 |
| 21. | GHEKIERE, June | 14 ZB | 1:32.57 237 |
| 22. | VREYS, Anse | 14 DBT | 1:32.76 236 |
| 23. | TYVAERT, Babette | 14 ISWIM | 1:32.79 235 |
| 24. | BOND, Maya | 14 ZCT | 1:33.13 233 |
| 25. | CLAESSENS, Isa-Beau | 14 GZVN | 1:33.30 232 |
| 26. | TUYTENS, Laure | 14 UZKZ | 1:33.72 228 |
| 27. | KOLICHEVA, Kataleya | 14 AST | 1:33.77 228 |
| 28. | NULENS, Azzurra | 14 DMB | 1:33.86 227 |
| 29. | DIERCKX, Astrid | 14 KST | 1:33.87 227 |
| 30. | VAN GOETHEM, Lotte | 14 SWEM | 1:34.14 225 |
| 31. | DE BIE, Lize | 14 FIRST | 1:34.49 223 |
| 32. | VAN DEN HEUVEL, Aude | 14 TSZ | 1:35.08 219 |
| 33. | DELCOIGNE, Ella | 14 DDAT | 1:35.56 215 |
| | HIEMELEERS, Fien | 14 HZS | 1:35.56 215 |
| 35. | SCHOOF, Elise | 14 BRABO | 1:35.84 214 |
| 36. | LOWAGIE, Lily | 14 VZV | 1:36.02 212 |
| 37. | VANPOUCKE, Lotte | 14 TZT | 1:36.13 212 |
| 38. | TYAGI, Yashwini | 14 LAQUA | 1:36.63 208 |
| 39. | DIEUSAERT, Roselien | 14 ROSC | 1:37.27 204 |
| 40. | SWINNEN, Paulien | 14 DBT | 1:38.69 196 |
| 41. | CASTELEYN, Dieuwertje | 14 HZA | 1:38.79 195 |
| 42. | VAN DE VYVERE, Lena | 14 STW | 1:40.27 186 |
| 43. | NEUVILLE, Axelle | 14 HZA | 1:41.42 180 |
| dis | VANSTEENKISTE, Marilou | 14 IKZ | |
| | <i>SW 6.4.c - Keerpunt niet dadelijk ingezet na borstligging en/of armtrek beweging</i> | | |
| dis | LAUREYSENS, Jutta | 14 ZN | |
| | <i>SW 6.2 - Rugligging verlaten, behalve bij KP met borstligging</i> | | |
| dis | HUYBEN, Stien | 14 TZT | |
| | <i>SW 6.4.a - Muur niet geraakt bij KP</i> | | |




Vlaamse Jeugd Talent Challenge 2025
 Antwerp, 24 - 26/1/2025

Programmanr. 12, Meisjes, 100m rugslag, 11 jaar

| Rang | Geb. | Tijd | Pnt |
|--|------------------|------|-------|
| dis | VANDENVEN, Saar | 14 | BRABO |
| <i>SW 6.1.c - Bij gebruik van rugslag richel minimum één teen van elke voet niet in contact met startmuur of elektronische aantik plaat en/of tenen over richel geplooid bij start</i> | | | |
| FF | VANEESBECK, Emma | 14 | PZC |

12 jaar


| | | | | | |
|-----|-------------------------|----|-------|----------------|-----|
| 1. | VAN BUNDER, Inez | 13 | TSZ | 1:17.24 | 408 |
| 2. | DE JONG, Suzan | 13 | ZALM | 1:17.84 | 399 |
| 3. | THEUWISSEN, Nore | 13 | DMB | 1:18.79 | 385 |
| 4. | LAMMENS, Alix | 13 | LZV | 1:19.15 | 380 |
| 5. | DE SMET, Amélie | 13 | STW | 1:19.25 | 378 |
| 6. | LONCKE, Jutta | 13 | STA | 1:19.56 | 374 |
| 7. | LAGACIE, Axelle | 13 | IKZ | 1:19.92 | 369 |
| 8. | BOGAERT, Hanne | 13 | FIRST | 1:20.30 | 363 |
| 9. | VAN ROY, Onah | 13 | ALZV | 1:20.40 | 362 |
| 10. | WYNANTS, Hanne | 13 | TRUST | 1:20.54 | 360 |
| 11. | NOUWEN, Fleur | 13 | DMB | 1:20.62 | 359 |
| 12. | VAN DER PLAS, Lotte | 13 | MEGA | 1:20.67 | 358 |
| 13. | JANSSEN, Lucy | 13 | ZCT | 1:21.10 | 353 |
| 14. | DEVUYST, Oona | 13 | ROSC | 1:21.31 | 350 |
| 15. | DAS, Louise | 13 | STZC | 1:21.45 | 348 |
| 16. | VAN TILBURG, Frauke | 13 | ZGEEL | 1:21.57 | 347 |
| 17. | WYFFELS, Louise Marie | 13 | DDAT | 1:23.49 | 323 |
| 18. | WAIGNEIN, Rosie | 13 | MEGA | 1:23.73 | 320 |
| 19. | TAVERNIER, Lucia | 13 | MEGA | 1:23.76 | 320 |
| 20. | BEULENS, Lotte | 13 | FIRST | 1:24.11 | 316 |
| 21. | MATTHEEUSEN, Ella | 13 | AZK | 1:24.30 | 314 |
| 22. | DEVUE, Rosalie | 13 | KAZS | 1:24.38 | 313 |
| 23. | DECALUWÉ, Elouise | 13 | ZCT | 1:25.05 | 306 |
| 24. | MOXHET, Tess | 13 | DIZV | 1:25.12 | 305 |
| 25. | NUYTKENS, Marie | 13 | ZCK | 1:25.20 | 304 |
| 26. | VAN STEENKISTE, Lia | 13 | TZT | 1:25.25 | 304 |
| | DEPLOIGE, Felien | 13 | TRUST | 1:25.25 | 304 |
| 28. | VAN DE WOUWER, Myrthe | 13 | HZA | 1:25.61 | 300 |
| 29. | PIRA, Anne-Sophie | 13 | DBT | 1:26.23 | 293 |
| 30. | JANSSENS, Lieze | 13 | DBT | 1:26.35 | 292 |
| 31. | ADRIAENSEN, Lena | 13 | MOZKA | 1:26.54 | 290 |
| 32. | AELBRECHT, Juliette | 13 | ZCK | 1:27.56 | 280 |
| 33. | PIESSENS, Marie | 13 | ZCT | 1:28.15 | 275 |
| 34. | LESSELIERS, Emily | 13 | ZS | 1:28.30 | 273 |
| 35. | BIESEMANS, Jana | 13 | ZIOS | 1:28.38 | 272 |
| 36. | BARTHOLOMEUS, Florianne | 13 | VZV | 1:28.42 | 272 |
| 37. | VANHEESWIJCK, Amelea | 13 | DMB | 1:28.50 | 271 |
| 38. | VLISSAKS, Rosalie | 13 | PZC | 1:28.53 | 271 |
| 39. | CREMER, Fotini | 13 | DBT | 1:28.85 | 268 |
| 40. | VANDENBROUCKE, Febe | 13 | TZT | 1:29.56 | 262 |
| 41. | PETKOVA, Sofia | 13 | SCZ | 1:29.79 | 260 |
| 42. | DE WEVER, Maud | 13 | IKZ | 1:29.97 | 258 |
| 43. | VOLDERS, Ella | 13 | ZVL | 1:30.07 | 257 |
| 44. | LOWAGIE, Lola | 13 | VZV | 1:33.34 | 231 |
| 45. | VANDEWAERDE, Oobe | 13 | DMB | 1:33.70 | 229 |
| 46. | REMANS, Rosalie | 13 | TRUST | 1:34.15 | 225 |



Vlaamse Jeugd Talent Challenge 2025
Antwerp, 24 - 26/1/2025

Programmanr. 12, Meisjes, 100m rugslag, 12 jaar

| Rang | | Geb. | Tijd | Pnt |
|------|---|------|------|-----|
| dis | MAES, Hanne | 13 | AST | |
| | <i>SW 6.4.c - Keerpunt niet dadelijk ingezet na borstligging en/of armtrek beweging</i> | | | |
| dis | LAGA, Lore | 13 | SOS | |
| | <i>SW 6.4.c - Keerpunt niet dadelijk ingezet na borstligging en/of armtrek beweging</i> | | | |
| FF | VERSPECHT, Kaat | 13 | ZCK | |



Vlaamse Jeugd Talent Challenge 2025
 Antwerp, 24 - 26/1/2025

 Programmanr. 13
 25/01/2025 - 11:30

Jongens, 200m schoolslag

 13 - 14 jaar
 Resultaten

Punten: AQUA 2024

| Rang | Geb. | Tijd | Pnt | 50m | 100m | 150m | 200m | | |
|----------------|----------------------|------|-------|----------------|------|-------|-------|-------|-------|
| 13 jaar | | | | | | | | | |
| 1. | DILLEN, Finn | 12 | ZGEEL | 2:51.18 | 393 | 38.27 | 43.38 | 44.83 | 44.70 |
| 2. | VAN CRAEYNEST, Bas | 12 | ROSC | 2:52.87 | 382 | 40.36 | 45.63 | 45.06 | 41.82 |
| 3. | LESCRAUWAET, Max | 12 | STZ | 2:52.88 | 382 | 38.71 | 44.74 | 45.22 | 44.21 |
| 4. | VANSPAUWEN, Viktor | 12 | GZVN | 2:57.44 | 353 | 39.51 | 44.76 | 46.58 | 46.59 |
| 5. | CHABOTTIER, Largo | 12 | KLSVZ | 3:06.20 | 306 | 41.78 | 47.45 | 49.00 | 47.97 |
| 6. | AERENS, Jef | 12 | TSZ | 3:06.25 | 305 | 43.00 | 47.54 | 47.90 | 47.81 |
| 7. | VERTESEN, Wout | 12 | DBT | 3:07.69 | 298 | 42.50 | 48.43 | 48.69 | 48.07 |
| 8. | VAN SEVEREN, Merlijn | 12 | BRABO | 3:08.92 | 293 | 41.55 | 49.38 | 49.23 | 48.76 |
| 9. | VAN GOETHEM, Arthur | 12 | STW | 3:09.62 | 289 | 41.87 | 48.73 | 50.04 | 48.98 |
| 10. | DEVUE, Nicolas | 12 | KAZS | 3:10.62 | 285 | 43.38 | 50.28 | 49.21 | 47.75 |
| 11. | CALLEWAERT, Eben | 12 | BZK | 3:12.17 | 278 | 42.88 | 49.32 | 49.60 | 50.37 |
| 12. | VERNIMMEN, Nicholas | 12 | LAQUA | 3:14.26 | 269 | 43.52 | 49.37 | 51.61 | 49.76 |
| 13. | NIJS, Bas | 12 | TRUST | 3:26.51 | 224 | 47.19 | 53.84 | 53.53 | 51.95 |
| dis | BOGAERTS, Sander | 12 | MEGA | | | | | | |

SW 7.1.c - Hoofd doorbreekt wateroppervlak niet vooraleer de armen binnenwaarts te brengen bij de 2de armbeweging

dis CLERCKX, Thomas 12 AZV

SW 7.5.c - Afwisselende beenbewegingen of neerwaartse beenbewegingen vlinder (behalve zoals beschreven onder SW 7.1

14 jaar

| | | | | | | | | | |
|-----|----------------------|----|-------|----------------|-----|-------|-------|-------|-------|
| 1. | SCIACCA, Leandro | 11 | TSZ | 2:41.76 | 466 | 34.94 | 39.98 | 42.12 | 44.72 |
| 2. | ONA, Cesar | 11 | GZVN | 2:43.59 | 451 | 36.62 | 41.79 | 42.75 | 42.43 |
| 3. | DE VALCK, Thibault | 11 | HOZT | 2:46.01 | 431 | 36.67 | 42.27 | 43.28 | 43.79 |
| 4. | TACQ, Nathan | 11 | TIME | 2:47.50 | 420 | 37.92 | 42.14 | 43.61 | 43.83 |
| 5. | VANSTECHELMAN, Lucas | 11 | DDAT | 2:51.08 | 394 | 39.01 | 43.95 | 44.33 | 43.79 |
| 6. | HUFKENS, Ilian | 11 | ZGEEL | 2:51.83 | 389 | 37.91 | 43.67 | 45.09 | 45.16 |
| 7. | KEUSTERMANS, Lard | 11 | HOZT | 2:53.30 | 379 | 40.21 | 44.23 | 44.73 | 44.13 |
| 8. | PAUWELS, Millau | 11 | ISWIM | 2:55.59 | 364 | 39.12 | 45.20 | 45.25 | 46.02 |
| 9. | ROOMAN, Egon | 11 | LAQUA | 2:59.36 | 342 | 40.37 | 45.66 | 46.75 | 46.58 |
| 10. | POPPE, Warre | 11 | AZL | 2:59.48 | 341 | 41.26 | 46.16 | 45.95 | 46.11 |
| 11. | STABEL, Jasper | 11 | KST | 3:00.65 | 335 | 40.34 | 46.06 | 47.32 | 46.93 |
| 12. | VRANKEN, Barend | 11 | DMB | 3:01.40 | 330 | 37.03 | 45.71 | 48.41 | 50.25 |
| 13. | BALCAEN, Sander | 11 | UZKZ | 3:01.63 | 329 | 40.32 | 46.77 | 47.44 | 47.10 |
| 14. | VANDERLINDEN, Roald | 11 | LAQUA | 3:02.16 | 326 | 42.05 | 46.88 | 46.98 | 46.25 |
| 15. | DIERICK, Oscar | 11 | LAQUA | 3:08.00 | 297 | 43.77 | 48.63 | 47.42 | 48.18 |
| 16. | DEGRANDE, Vic | 11 | STA | 3:08.47 | 295 | 42.91 | 47.79 | 48.53 | 49.24 |
| 17. | JANSSEN, Thibe | 11 | DBT | 3:17.32 | 257 | 42.71 | 51.21 | 51.48 | 51.92 |
| 18. | VANDEBORGHT, Milan | 11 | SCZ | 3:23.63 | 233 | 43.64 | 53.15 | 54.08 | 52.76 |
| dis | LAFAUT, Jerome | 11 | MEGA | | | | | | |

SW 7.1.a - meer dan één vliederslag beenbeweging uitgevoerd na S of KP

dis FREDERIX, Lou 11 DBT

SW 7.6 - Niet met 2 handen gelijktijdig muur geraakt of handen op elkaar gelegd bij KP of A

Vlaamse Jeugd Talent Challenge 2025
 Antwerp, 24 - 26/1/2025

 Programmanr. 14
 25/01/2025 - 11:45

Meisjes, 100m vrije slag

 13 - 14 jaar
 Resultaten

Punten: AQUA 2024


| Rang | Geb. | Tijd | Pnt |
|----------------|-----------------------------|----------|-------------|
| 13 jaar | | | |
| 1. | IANNINO, Valentina | 12 STZ | 1:03.15 549 |
| 2. | LIBBRECHT, Zoë | 12 UZKZ | 1:04.89 506 |
| 3. | BIERINCKX, Mie | 12 ZN | 1:05.52 491 |
| 4. | VERLUYTEN, Niene | 12 TSZ | 1:05.60 489 |
| 5. | RUTSAERT, Emily | 12 STA | 1:05.71 487 |
| 6. | AELEN, Bente | 12 STZ | 1:05.90 483 |
| 7. | THIENPONDY, Nina | 12 TIME | 1:06.12 478 |
| 8. | BAYENS, Nina | 12 ZDKK | 1:06.17 477 |
| 9. | DELRUE, Aure | 12 DMI | 1:06.20 476 |
| 10. | BLANCQUAERT, Camille | 12 MEGA | 1:06.50 470 |
| 11. | MELIS, Vlinder | 12 KST | 1:06.71 465 |
| 12. | DEKEIN, Yuta | 12 ISWIM | 1:07.16 456 |
| 13. | MAES, Leonie | 12 PZC | 1:07.42 451 |
| 14. | DELPORTE, Elle | 12 ZB | 1:07.56 448 |
| 15. | DE SMET, Lily | 12 ZDKK | 1:07.67 446 |
| 16. | JANSSEN, Lauren | 12 GZVN | 1:07.86 442 |
| 17. | HUYBEN, Isolde | 12 TZT | 1:07.90 441 |
| 18. | CLAEYS, Elena | 12 TZT | 1:08.06 438 |
| 19. | SPILLEBEEN, Jutta | 12 KZK | 1:08.08 438 |
| 20. | VERNIEUWE, Irene | 12 TZT | 1:09.21 417 |
| 21. | DEBRABANDERE, Leonie | 12 TSZ | 1:09.44 412 |
| 22. | TOUQUET, Eline | 12 SCWR | 1:09.47 412 |
| 23. | MAES, Julie | 12 TRUST | 1:09.48 412 |
| 24. | DE BELDER, Kato | 12 DMB | 1:09.54 411 |
| 25. | VERSTRAETE, Linde | 12 IKZ | 1:09.61 409 |
| 26. | BOTERBERGH, Lieke | 12 AST | 1:09.66 409 |
| 27. | JORISKES, Lore | 12 DMB | 1:09.80 406 |
| 28. | VANSINA, Elle | 12 KAZS | 1:09.81 406 |
| 29. | BAHLOULA, Anissa | 12 BRABO | 1:09.93 404 |
| 30. | TALBOOM, Maja | 12 BRABO | 1:10.13 400 |
| 31. | SCHOUTEDEN, Nienke | 12 DMB | 1:10.17 400 |
| 32. | VERMAELEN, Miya | 12 ZN | 1:10.21 399 |
| 33. | D'HONDT, Annelien | 12 STZ | 1:10.48 394 |
| 34. | GINKELS, Febe | 12 LAQUA | 1:10.68 391 |
| 35. | BASSTANIE, Liene | 12 ZN | 1:10.80 389 |
| 36. | CASTELEYN, Yana | 12 ZB | 1:11.00 386 |
| 37. | RUELENS, Cobien | 12 DMB | 1:11.03 385 |
| 38. | VAN DE WINKEL, Lola | 12 AZL | 1:11.08 385 |
| 39. | VANHAECKE, Juliette | 12 MEGA | 1:11.20 383 |
| 40. | DEMAREST, Hailey | 12 ZB | 1:11.43 379 |
| 41. | UYTTERHOEVEN, Fiebe | 12 ZCT | 1:12.04 369 |
| dis | EELBODE, Emelie | 12 ZNA | |
| | <i>SW 4.4 - valse start</i> | | |

Vlaamse Jeugd Talent Challenge 2025
Antwerp, 24 - 26/1/2025

Programmanr. 14, Meisjes, 100m vrije slag

14 jaar

| | | | | | |
|-----|--------------------------|----|------------|----------------|------------|
| 1. | VANDEVENNE, Liah | 11 | DBT | 59.74 | 648 |
| 2. | DE BRUYCKER, Chloë | 11 | TZT | 1:00.79 | 615 |
| 3. | GAYTANT, Sterre | 11 | ZORO | 1:00.88 | 612 |
| 4. | BROUWERS, Charlotte | 11 | DBT | 1:00.99 | 609 |
| 5. | GANTOIS, Janne | 11 | BZK | 1:01.74 | 587 |
| 6. | SARGESJAN, Nala | 11 | HZS | 1:03.13 | 549 |
| 7. | VANDEKERCKHOVE, Juliette | 11 | TZT | 1:03.18 | 548 |
| 8. | DEPAEPE, Elize | 11 | ROSC | 1:03.20 | 547 |
| 9. | MALFAIT, Lizanna (Lizi) | 11 | FAST | 1:03.24 | 546 |
| 10. | MERTENS, Femke | 11 | SHARK | 1:03.72 | 534 |
| 11. | LUYTEN, Julie | 11 | AZK | 1:03.77 | 533 |
| 12. | MESTDAGH, Laure | 11 | BZK | 1:04.01 | 527 |
| 13. | LINSKENS, Elloise | 11 | TZT | 1:04.06 | 525 |
| 14. | VERDOOD, Pip | 11 | ZVL | 1:04.14 | 524 |
| 15. | ASSCHERICKX, Chloé | 11 | KAZS | 1:04.59 | 513 |
| 16. | DARRAS, Nina | 11 | TZT | 1:04.66 | 511 |
| 17. | MAES, Noor | 11 | AST | 1:04.74 | 509 |
| 18. | VAN LITSENBORG, Aurélie | 11 | DBT | 1:04.90 | 505 |
| 19. | THYS, Lena | 11 | KAZS | 1:05.35 | 495 |
| 20. | FEYS, Farah | 11 | KZK | 1:05.52 | 491 |
| 21. | LAUWERS, Sofie | 11 | KST | 1:05.57 | 490 |
| 22. | GAUDAEN, Maud | 11 | TSZ | 1:05.66 | 488 |
| 23. | VANDERMARLIERE, Juna | 11 | ISWIM | 1:05.73 | 486 |
| 24. | KEMPS, Elize | 11 | MOZKA | 1:05.81 | 485 |
| 25. | WEVER, Gitte | 11 | DMB | 1:06.05 | 479 |
| 26. | STESSENS, Emma-Louise | 11 | TSZ | 1:06.06 | 479 |
| 27. | DURT, Reine | 11 | SHARK | 1:06.48 | 470 |
| 28. | HAUTEKIET, Nanoe | 11 | BZK | 1:06.60 | 468 |
| 29. | VERNIERS, Nime | 11 | ZS | 1:06.64 | 467 |
| 30. | CAENEPEEL, Aimée | 11 | ISWIM | 1:06.96 | 460 |
| 31. | BONASSI, Hélène | 11 | UZKZ | 1:07.01 | 459 |
| 32. | KERCKHOFS, Nienke | 11 | BEST | 1:07.21 | 455 |
| 33. | DESMET, Sterre | 11 | KLSVZ | 1:07.67 | 446 |
| 34. | KERCKHOFS, Kaat | 11 | DMB | 1:07.76 | 444 |
| 35. | DE BRUYNE, Silke | 11 | ISWIM | 1:07.93 | 441 |
| FF | VAN HOUCKE, Imke | 11 | KWZC | | |
| FF | CLAESSENS, Ella-Louise | 11 | GZVN | | |



Vlaamse Jeugd Talent Challenge 2025
Antwerp, 24 - 26/1/2025

Programmanr. 15
25/01/2025 - 12:00

Jongens, 4 x 100m wisselslag

11 - 12 jaar
Resultaten

Punten: AQUA 2024

| Rang | | | | | | Tijd | Pnt |
|------|---------------------|----|-------|---------|----------------------|----------------|---------------|
| 1. | ISWIM | | | ISWIM | | 5:15.55 | 281 |
| | CLAEYS, Ybo | 13 | 38.82 | 1:20.34 | DE BRUYNE, Sander | 13 | 36.12 1:19.41 |
| | HAUSPIE, Niel | 13 | 38.01 | 1:22.06 | MEUL, Rune | 13 | 33.88 1:13.74 |
| 2. | STZ | | | STZ | | 5:32.42 | 240 |
| | GHISLAIN, Antoine | 13 | 41.31 | 1:25.68 | HALLET, Jessen | 13 | 39.43 1:26.29 |
| | WIELEMAN, Robbe | 13 | 41.69 | 1:30.90 | VANDERGUCHT, Jonas | 13 | 32.41 1:09.55 |
| 3. | TZT | | | TZT | | 5:36.86 | 231 |
| | THIELEMANS, Leon | 13 | 40.88 | 1:22.92 | DESANTE, Leon | 13 | 38.52 1:23.00 |
| | CHRISTIAENS, Lucas | 13 | 43.21 | 1:32.45 | GEERS, Arnout | 14 | 36.50 1:18.49 |
| 4. | SCWR | | | SCWR | | 5:41.01 | 222 |
| | LOUCKX, Tim | 14 | 42.85 | 1:26.91 | BEUSELINCK, Liam | 14 | 36.97 1:20.57 |
| | GRELLIER, Oscar | 14 | 47.39 | 1:39.24 | AERTS, Lenn | 13 | 35.89 1:14.29 |
| 5. | BRABO | | | BRABO | | 5:41.14 | 222 |
| | TIEST, Falco | 13 | 42.12 | 1:27.50 | IMBERT, Otis | 13 | 37.79 1:24.81 |
| | APERS, Reda | 13 | 44.95 | 1:36.40 | VERCAMMEN, Magnus | 13 | 34.22 1:12.43 |
| 6. | LAQUA | | | LAQUA | | 5:48.58 | 208 |
| | DUDLEY, John Andrew | 14 | 45.85 | 1:33.09 | ROOMAN, Alexis | 13 | 37.27 1:20.15 |
| | GINKELS, Robbe | 14 | 46.38 | 1:38.58 | DERAEMAECKER, Lander | 13 | 36.22 1:16.76 |
| 7. | MEGA | | | MEGA | | 5:53.61 | 199 |
| | VANHULLE, Willem | 13 | 42.66 | 1:27.70 | HUENS, Briek | 13 | 46.03 1:38.60 |
| | DE VREESE, Seppe | 14 | 43.18 | 1:30.23 | TEIRLINCK, Tigo | 14 | 35.72 1:17.08 |

dis ZN

ZN

SW 6.4.c - Keerpunt niet dadelijk ingezet na borstligging en/of armtrek beweging

TILLEUIL, Nathan, VERDONCK, Stan, THUISBAERT, Nio, VAN DOOREN, Witse

Vlaamse Jeugd Talent Challenge 2025
Antwerp, 24 - 26/1/2025

Programmanr. 16
25/01/2025 - 12:10

Meisjes, 4 x 100m wisselslag

11 - 12 jaar
Resultaten

Punten: AQUA 2024

| Rang | | | | | Tijd | Pnt |
|------|----------------------------|----|-------|---------|----------------------|------------------|
| 1. | MEGA | | | MEGA | 5:21.06 | 369 |
| | VANDER HOOGERSTRAETE, Nora | 14 | 41.01 | 1:24.62 | TAVERNIER, Lucia | 13 35.64 1:20.32 |
| | VAN DER PLAS, Lotte | 13 | 39.97 | 1:24.57 | WAIGNEIN, Rosie | 13 34.31 1:11.55 |
| 2. | LAQUA | | | LAQUA | 5:31.79 | 334 |
| | ANTIPINA, Alexandra | 14 | 41.83 | 1:26.18 | PEERSMAN, Malin | 14 37.63 1:20.24 |
| | SOARES ALMEIDA, Anna | 14 | 45.80 | 1:35.97 | ROGIERS, Layla | 14 33.71 1:09.40 |
| 3. | DMB | | | DMB | 5:36.34 | 321 |
| | BEIJNSBERGER, Louise | 14 | 42.15 | 1:26.51 | THEUWISSEN, Nore | 13 39.67 1:26.44 |
| | NOUWEN, Fleur | 13 | 44.46 | 1:31.27 | VANHEESWIJCK, Amelea | 13 33.96 1:12.12 |
| 4. | DBT | | | DBT | 5:48.94 | 287 |
| | CREMER, Fotini | 13 | 42.14 | 1:28.88 | JANSSENS, Lieze | 13 41.45 1:34.26 |
| | VREYS, Anse | 14 | 43.92 | 1:33.95 | PIRA, Anne-Sophie | 13 32.94 1:11.85 |
| 5. | TZT | | | TZT | 5:58.48 | 265 |
| | VAN STEENKISTE, Lia | 13 | 41.39 | 1:25.64 | VERNIEUWE, Leanne | 14 42.16 1:35.16 |
| | HUYBEN, Stien | 14 | 49.62 | 1:43.64 | VANDENBROUCKE, Febe | 13 34.30 1:14.04 |
| FF | ZCK | | | ZCK | | |



Vlaamse Jeugd Talent Challenge 2025
 Antwerp, 24 - 26/1/2025

 Programmanr. 17
 25/01/2025 - 14:30

Jongens, 100m vlinderslag

 13 - 14 jaar
 Resultaten

Punten: AQUA 2024

| Rang | Geb. | Tijd | Pnt |
|----------------|------------------------|----------|-------------|
| 13 jaar | | | |
| 1. | WACHTELAER, Celle | 12 AST | 1:08.02 384 |
| 2. | DE BIE, Daan | 12 FIRST | 1:10.11 350 |
| 3. | DE RIDDER, Arne | 12 ZS | 1:10.98 338 |
| 4. | VANOLANDE, Thibault | 12 STZ | 1:11.04 337 |
| 5. | PICEU, Seppe | 12 KZK | 1:11.20 335 |
| 6. | VANNESTE, Daan | 12 KZK | 1:13.30 307 |
| 7. | VANDIJCK, Samuel | 12 DMB | 1:14.00 298 |
| 8. | CHABOTTIER, Largo | 12 KLSVZ | 1:15.28 283 |
| 9. | DILLEN, Finn | 12 ZGEEL | 1:15.42 281 |
| 10. | VERTESSEN, Wout | 12 DBT | 1:15.48 281 |
| 11. | BERVILLE, Brice | 12 ISWIM | 1:16.48 270 |
| 12. | VOET, Lars | 12 KAZS | 1:16.97 265 |
| 13. | ALEGRE, Agustin | 12 BRABO | 1:24.67 199 |
| 14. | ROCKELÉ, Lowie | 12 ZCT | 1:27.30 181 |
| 15. | VAN DAELE, Nand | 12 FAST | 1:28.83 172 |
| 16. | DERAEMAECCKER, Mathias | 12 LAQUA | 1:29.11 170 |
| 17. | CLERCKX, Thomas | 12 AZV | 1:29.71 167 |
| FF | THOLEN, Stijn | 12 DMB | |
| FF | VINCENT, Rune | 12 ISWIM | |
| 14 jaar | | | |
| 1. | DELIE, Vico | 11 ISWIM | 1:05.25 435 |
| 2. | GYULNAZARYAN, Max | 11 WST | 1:07.42 394 |
| 3. | THONON, Matisse | 11 MEGA | 1:07.86 386 |
| 4. | DEMEYERE, Lars | 11 UZKZ | 1:08.47 376 |
| 5. | SCIACCA, Leandro | 11 TSZ | 1:09.01 367 |
| 6. | TAYYEM, Abdo-almallek | 11 HZS | 1:09.88 354 |
| 7. | TIELEN, Sander | 11 DMB | 1:10.26 348 |
| 8. | QUARTIER, Matisse | 11 ROSC | 1:11.78 326 |
| 9. | EVENS, Vince | 11 DMB | 1:11.83 326 |
| 10. | VAN DEN BREMT, Mathias | 11 AZL | 1:12.84 312 |
| 11. | ROOMAN, Egon | 11 LAQUA | 1:13.18 308 |
| 12. | DIERICK, Oscar | 11 LAQUA | 1:14.81 288 |
| 13. | ROOMAN, Hugues | 11 LAQUA | 1:18.78 247 |
| 14. | FRANSEN, Dylano | 11 PZC | 1:19.11 244 |
| 15. | THUYLIE, Vic | 11 KZK | 1:22.18 217 |
| 16. | VETS, Wannas | 11 KAZS | 1:24.19 202 |
| 17. | VANDERBORGHT, Milan | 11 SCZ | 1:28.78 172 |
| FF | BEGUE, Milann | 11 ZGEEL | |

Vlaamse Jeugd Talent Challenge 2025
 Antwerp, 24 - 26/1/2025

 Programmanr. 18
 25/01/2025 - 14:40

Meisjes, 200m schoolslag

 13 - 14 jaar
 Resultaten

Punten: AQUA 2024

| Rang | Geb. | Tijd | Pnt | 50m | 100m | 150m | 200m | | |
|----------------|--------------------------|-----------|------------|----------------|------------|--------------|--------------|--------------|--------------|
| 13 jaar | | | | | | | | | |
| 1. | PUT, Fien | 12 | DBT | 2:51.60 | 515 | 38.92 | 43.98 | 44.56 | 44.14 |
| 2. | MOR, Iris | 12 | BRABO | 2:55.52 | 481 | 40.88 | 46.95 | 44.71 | 42.98 |
| 3. | DEMAREST, Hailey | 12 | ZB | 2:55.74 | 479 | 40.39 | 45.25 | 45.92 | 44.18 |
| 4. | BIERINCKX, Mie | 12 | ZN | 2:56.72 | 471 | 40.08 | 44.92 | 45.58 | 46.14 |
| 5. | VERRET, Julie | 12 | ZS | 3:01.52 | 435 | 41.48 | 47.09 | 46.09 | 46.86 |
| 6. | DE SMET, Lily | 12 | ZDKK | 3:02.40 | 428 | 41.22 | 46.84 | 47.35 | 46.99 |
| 7. | VERMAELEN, Miya | 12 | ZN | 3:02.45 | 428 | 42.95 | 46.40 | 47.43 | 45.67 |
| 8. | UYTTERHOEVEN, Fiebe | 12 | ZCT | 3:03.76 | 419 | 42.63 | 46.40 | 48.21 | 46.52 |
| 9. | TALBOOM, Maja | 12 | BRABO | 3:05.91 | 405 | 42.55 | 47.07 | 48.33 | 47.96 |
| 10. | RUELENS, Cobien | 12 | DMB | 3:06.13 | 403 | 41.78 | 47.73 | 48.66 | 47.96 |
| 11. | CASTELEYN, Yana | 12 | ZB | 3:09.60 | 381 | 43.28 | 48.83 | 49.84 | 47.65 |
| 12. | DE BELDER, Kato | 12 | DMB | 3:11.41 | 371 | 43.33 | 49.45 | 49.78 | 48.85 |
| 13. | BASSTANIE, Liene | 12 | ZN | 3:13.44 | 359 | 43.79 | 49.72 | 50.66 | 49.27 |
| 14. | VERNIEUWE, Irene | 12 | TZT | 3:14.33 | 354 | 43.57 | 48.81 | 50.79 | 51.16 |
| 15. | JANSSEN, Lauren | 12 | GZVN | 3:14.59 | 353 | 44.20 | 49.62 | 50.66 | 50.11 |
| 16. | VAN DE WINKEL, Lola | 12 | AZL | 3:14.64 | 352 | 44.98 | 50.01 | 50.51 | 49.14 |
| 17. | SпиллЕЕЕEN, Jutta | 12 | KZK | 3:16.27 | 344 | 43.53 | 50.58 | 51.30 | 50.86 |
| 18. | JORISKES, Lore | 12 | DMB | 3:18.52 | 332 | 43.89 | 50.41 | 52.52 | 51.70 |
| 19. | D'HONDT, Annelien | 12 | STZ | 3:24.04 | 306 | 45.79 | 51.22 | 53.48 | 53.55 |
| 14 jaar | | | | | | | | | |
| 1. | BROUWERS, Charlotte | 11 | DBT | 2:49.02 | 538 | 38.27 | 44.54 | 44.23 | 41.98 |
| 2. | LUYTEN, Julie | 11 | AZK | 2:49.26 | 536 | 38.57 | 44.10 | 44.18 | 42.41 |
| 3. | THYS, Lena | 11 | KAZS | 2:50.61 | 524 | 39.37 | 43.81 | 44.48 | 42.95 |
| 4. | DURT, Reine | 11 | SHARK | 2:54.61 | 488 | 39.60 | 44.94 | 45.21 | 44.86 |
| 5. | POEL, Maren | 11 | DBT | 2:56.13 | 476 | 40.27 | 44.94 | 45.84 | 45.08 |
| 6. | MESTDAGH, Laure | 11 | BZK | 2:57.64 | 464 | 39.87 | 45.08 | 46.72 | 45.97 |
| 7. | VANLANCKER, Ynthe | 11 | DMI | 3:00.33 | 443 | 41.38 | 46.16 | 46.81 | 45.98 |
| 8. | SCHACHT, Hanne | 11 | IKZ | 3:02.14 | 430 | 40.60 | 46.26 | 47.46 | 47.82 |
| 9. | MEULEMEESTER, Nore | 11 | TZT | 3:02.62 | 427 | 41.11 | 45.99 | 47.64 | 47.88 |
| 10. | KEMPS, Elize | 11 | MOZKA | 3:03.49 | 421 | 43.33 | 46.55 | 47.90 | 45.71 |
| 11. | VERNIERS, Nime | 11 | ZS | 3:05.64 | 406 | 44.09 | 48.21 | 47.71 | 45.63 |
| 12. | BELLENS, Lore | 11 | SHARK | 3:06.01 | 404 | 41.45 | 46.71 | 48.22 | 49.63 |
| 13. | VANGELOVEN, Fran | 11 | DMB | 3:06.17 | 403 | 41.60 | 47.76 | 49.42 | 47.39 |
| 14. | THEWISSEN, Mirthe | 11 | HZS | 3:13.44 | 359 | 44.64 | 49.22 | 50.34 | 49.24 |
| 15. | DESMET, Sterre | 11 | KLSVZ | 3:16.25 | 344 | 44.13 | 49.83 | 51.74 | 50.55 |
| FF | VAN HOUCKE, Imke | 11 | KWZC | | | | | | |
| FF | GAYTANT, Sterre | 11 | ZORO | | | | | | |

Vlaamse Jeugd Talent Challenge 2025
 Antwerp, 24 - 26/1/2025

 Programmanr. 19
 25/01/2025 - 14:55

Jongens, 200m wisselslag

 11 - 12 jaar
 Resultaten

Punten: AQUA 2024

| Rang | Geb. | Tijd | Pnt | 50m | 100m | 150m | 200m | | |
|----------------|----------------------|------|-------|---|------|-------|-------|---------|-------|
| 11 jaar | | | | | | | | | |
| 1. | GINKELS, Robbe | 14 | LAQUA | 2:52.26 | 289 | 37.35 | 43.98 | 53.28 | 37.65 |
| 2. | MERTENS, Dieter | 14 | SHARK | 2:53.90 | 281 | 37.93 | 45.60 | 53.21 | 37.16 |
| 3. | DE VREESE, Seppe | 14 | MEGA | 2:54.65 | 278 | 40.05 | 47.35 | 49.13 | 38.12 |
| 4. | BEUSELINCK, Liam | 14 | SCWR | 2:55.75 | 272 | 38.23 | 46.46 | 52.99 | 38.07 |
| 5. | VANDEPUTTE, Jorbe | 14 | IKZ | 2:56.29 | 270 | 41.11 | 46.34 | 50.36 | 38.48 |
| 6. | GOEMAERE, Cyriel | 14 | KZK | 2:57.01 | 267 | 38.92 | 46.00 | 53.09 | 39.00 |
| 7. | RATIU, Thomas | 14 | ZCT | 2:59.26 | 257 | 39.22 | 47.60 | 52.53 | 39.91 |
| 8. | LEYSEN, Benjamin | 14 | KST | 3:00.83 | 250 | 42.32 | 47.90 | 52.94 | 37.67 |
| 9. | MAES, Mathijs | 14 | ZGEEL | 3:02.51 | 243 | 41.52 | 46.65 | 53.32 | 41.02 |
| 10. | BOLLEN, Warre | 14 | PZC | 3:05.53 | 231 | 43.30 | 44.80 | 58.62 | 38.81 |
| 11. | THYS, Vince | 14 | STZC | 3:05.88 | 230 | 41.45 | 48.40 | 58.29 | 37.74 |
| 12. | STAELENS, Tyler | 14 | ROSC | 3:05.97 | 230 | 39.20 | 47.63 | 59.26 | 39.88 |
| 13. | PIRARD, Driek | 14 | STZC | 3:06.20 | 229 | 42.29 | 48.16 | 55.20 | 40.55 |
| 14. | LOUCKX, Tim | 14 | SCWR | 3:09.73 | 216 | 41.89 | 47.10 | 56.12 | 44.62 |
| 15. | ROGIERS, Jack | 14 | ISWIM | 3:10.12 | 215 | 45.24 | 49.19 | 54.00 | 41.69 |
| 16. | VANHEE, Tibe | 14 | TIME | 3:11.86 | 209 | 45.28 | 46.21 | 58.22 | 42.15 |
| 17. | DE ROOS, Kasper | 14 | ZCK | 3:12.46 | 207 | 42.96 | 53.07 | 53.44 | 42.99 |
| 18. | BOSMANS, Vince | 14 | DMB | 3:12.92 | 206 | 44.29 | 48.53 | 59.64 | 40.46 |
| 19. | GRELLIER, Oscar | 14 | SCWR | 3:13.74 | 203 | 43.96 | 50.67 | 55.77 | 43.34 |
| 20. | NABIULLIN, Tim | 14 | SCZ | 3:14.86 | 200 | 48.94 | 52.10 | 51.51 | 42.31 |
| 21. | VAN THILLO, Bastijn | 14 | MEGA | 3:15.02 | 199 | 45.85 | 50.08 | 57.55 | 41.54 |
| 22. | JORISKES, Gijs | 14 | DMB | 3:15.35 | 198 | 43.49 | 50.41 | 59.98 | 41.47 |
| 23. | DAEM, Joppe | 14 | FIRST | 3:15.93 | 196 | 45.25 | 50.50 | 58.16 | 42.02 |
| 24. | LENAERTS, Joppe | 14 | BRABO | 3:16.22 | 196 | 44.25 | 49.99 | 57.22 | 44.76 |
| 25. | POORTERS, Arne | 14 | GZVN | 3:17.34 | 192 | 41.63 | 50.67 | 1:00.13 | 44.91 |
| 26. | VAN HOVE, Nand | 14 | MOZKA | 3:17.80 | 191 | 43.75 | 50.29 | 57.99 | 45.77 |
| 27. | NABIULLIN, Max | 14 | SCZ | 3:17.88 | 191 | 45.19 | 51.76 | 58.72 | 42.21 |
| 28. | GHYSELBRECHT, Bent | 14 | DMI | 3:18.35 | 189 | 48.85 | 50.29 | 56.53 | 42.68 |
| 29. | LAUWENS, Finn | 14 | ZCK | 3:21.00 | 182 | 45.58 | 51.80 | 1:00.81 | 42.81 |
| 30. | FERREIRA CRAVO, Enzo | 14 | DMB | 3:21.20 | 181 | 46.55 | 52.25 | 58.60 | 43.80 |
| 31. | SANDRA, Tuur | 14 | UZKZ | 3:22.64 | 178 | 52.23 | 51.00 | 56.09 | 43.32 |
| 32. | GEERS, Arnout | 14 | TZT | 3:23.33 | 176 | 50.33 | 50.63 | 1:01.66 | 40.71 |
| 33. | VANRUSSELT, Rafaël | 14 | GZVN | 3:24.92 | 172 | 45.45 | 50.74 | 1:01.77 | 46.96 |
| 34. | POOT, Rube | 14 | MZK | 3:27.13 | 166 | 47.94 | 53.57 | 57.41 | 48.21 |
| 35. | WENES, Fausto | 14 | MZK | 3:28.66 | 163 | 47.19 | 53.67 | 1:00.78 | 47.02 |
| 36. | VANDERSCHAEGHE, Daa | 14 | SWEM | 3:31.63 | 156 | 53.03 | 51.56 | 1:01.24 | 45.80 |
| 37. | RUELENS, Henri | 14 | DMB | 3:31.84 | 155 | 46.96 | 54.90 | 1:04.88 | 45.10 |
| 38. | MEYLAERS, Seppe | 14 | PZC | 3:32.26 | 154 | 49.68 | 52.53 | 1:01.91 | 48.14 |
| 39. | DUDLEY, John Andrew | 14 | LAQUA | 3:33.22 | 152 | 47.53 | 55.57 | 1:02.85 | 47.27 |
| 40. | DECOCK, Nand | 14 | MZK | 3:35.62 | 147 | 51.57 | 56.31 | 59.08 | 48.66 |
| 41. | KÄHLER, Mathias | 14 | GZVN | 3:35.91 | 147 | 48.31 | 57.34 | 1:01.05 | 49.21 |
| 42. | NIJS, Viktor | 14 | DMB | 3:37.43 | 144 | 55.26 | 55.27 | 59.76 | 47.14 |
| dis | TEIRLINCK, Tigo | 14 | MEGA | <i>SW 6.2 - Rugligging verlaten, behalve bij KP met borstligging</i> | | | | | |
| dis | ROIJERS, Remi | 14 | UZKZ | <i>SW9.4.6.5a - Op het einde van het wedstrijdgedeelte rugslag, heeft de zwemmer bij de aankomst de muur niet aangetikt in rugligging</i> | | | | | |
| dis | RAMSDONCK, Kris | 14 | ZGEEL | <i>SW 8.2.a - armen niet boven water naar voor gebracht</i> | | | | | |
| FF | STEEN, Remi | 14 | IKZ | | | | | | |
| FF | JACOBS, Jul | 14 | HOZT | | | | | | |

Vlaamse Jeugd Talent Challenge 2025
 Antwerp, 24 - 26/1/2025

Programmanr. 19, Jongens, 200m wisselslag

12 jaar

| | | | | | | | | | |
|-----|---------------------|----|-------|----------------|-----|--------------|--------------|--------------|--------------|
| 1. | HAUSPIE, Niel | 13 | ISWIM | 2:41.62 | 350 | 35.84 | 44.12 | 44.51 | 37.15 |
| 2. | VERACHTEN, Louis | 13 | MOZKA | 2:45.12 | 329 | 38.02 | 39.91 | 49.01 | 38.18 |
| 3. | TORDEUR, Kilian | 13 | GZVN | 2:46.15 | 323 | 36.68 | 41.91 | 50.14 | 37.42 |
| 4. | SCIACCA, Emilio | 13 | TSZ | 2:46.53 | 320 | 36.14 | 42.48 | 50.26 | 37.65 |
| 5. | CLAEYS, Ybo | 13 | ISWIM | 2:47.84 | 313 | 37.68 | 42.41 | 50.82 | 36.93 |
| 6. | VANDEMAELE, Egon | 13 | KZK | 2:47.95 | 312 | 36.95 | 42.36 | 51.85 | 36.79 |
| 7. | VERDONCK, Stan | 13 | ZN | 2:48.30 | 310 | 37.21 | 44.11 | 48.90 | 38.08 |
| 8. | BECK, Stann | 13 | FIRST | 2:52.90 | 286 | 38.87 | 45.20 | 49.46 | 39.37 |
| 9. | ROOMAN, Alexis | 13 | LAQUA | 2:53.74 | 282 | 37.21 | 45.70 | 52.12 | 38.71 |
| 10. | DE SMET, Kobe | 13 | STA | 2:54.85 | 277 | 39.39 | 44.05 | 53.89 | 37.52 |
| 11. | WIELEMAN, Robbe | 13 | STZ | 2:55.27 | 275 | 39.55 | 46.42 | 50.02 | 39.28 |
| 12. | BOONEN, Karel | 13 | FAST | 2:55.29 | 275 | 39.66 | 42.58 | 52.89 | 40.16 |
| 13. | JACQUEMYNS, Kobe | 13 | DDAT | 2:55.37 | 274 | 37.94 | 44.92 | 56.34 | 36.17 |
| 14. | DESANTE, Leon | 13 | TZT | 2:56.01 | 271 | 38.67 | 45.58 | 53.27 | 38.49 |
| 15. | SEYMUS, Axel | 13 | HZA | 2:56.18 | 270 | 37.82 | 47.05 | 51.15 | 40.16 |
| | THIELEMANS, Leon | 13 | TZT | 2:56.18 | 270 | 40.60 | 45.35 | 51.97 | 38.26 |
| 17. | APERS, Reda | 13 | BRABO | 2:57.10 | 266 | 41.07 | 43.81 | 53.97 | 38.25 |
| 18. | HALLET, Jessen | 13 | STZ | 2:57.77 | 263 | 38.28 | 45.80 | 55.04 | 38.65 |
| 19. | IMBERT, Otis | 13 | BRABO | 2:58.79 | 259 | 37.59 | 45.36 | 55.46 | 40.38 |
| 20. | CHRISTIAENS, Lucas | 13 | TZT | 2:59.68 | 255 | 40.16 | 48.98 | 51.36 | 39.18 |
| 21. | VAN BRAECKEL, Seppe | 13 | FAST | 3:00.25 | 252 | 41.08 | 45.93 | 53.33 | 39.91 |
| 22. | THIJSBAERT, Nio | 13 | ZN | 3:00.43 | 252 | 38.20 | 47.95 | 53.51 | 40.77 |
| 23. | ROGIERS, Louis | 13 | LZV | 3:01.12 | 249 | 36.90 | 44.88 | 1:01.28 | 38.06 |
| 24. | VANDEVIJVERE, Lars | 13 | ROSC | 3:01.95 | 245 | 43.78 | 45.93 | 54.65 | 37.59 |
| 25. | DE BRUYNE, Sander | 13 | ISWIM | 3:02.01 | 245 | 38.67 | 46.92 | 58.31 | 38.11 |
| 26. | DE WEERDT, Bent | 13 | ZVL | 3:02.10 | 245 | 40.28 | 46.49 | 55.54 | 39.79 |
| 27. | VANDOOREN, Lou | 13 | VZV | 3:02.39 | 244 | 40.65 | 47.51 | 55.76 | 38.47 |
| 28. | AERTS, Lenn | 13 | SCWR | 3:02.43 | 244 | 40.11 | 47.94 | 54.91 | 39.47 |
| 29. | VANDERGUCHT, Jonas | 13 | STZ | 3:02.74 | 242 | 39.64 | 49.58 | 53.13 | 40.39 |
| 30. | HERMANS, Yesse | 13 | DBT | 3:03.68 | 239 | 40.17 | 47.83 | 54.71 | 40.97 |
| 31. | LEMMENS, Luca | 13 | TRUST | 3:03.98 | 237 | 37.99 | 50.08 | 54.27 | 41.64 |
| 32. | VERCAMMEN, Magnus | 13 | BRABO | 3:04.33 | 236 | 40.37 | 45.64 | 56.31 | 42.01 |
| 33. | MARIUS, Mattis | 13 | AST | 3:06.43 | 228 | 42.19 | 49.45 | 55.12 | 39.67 |
| 34. | VAN DE STEENE, Roel | 13 | STA | 3:06.71 | 227 | 41.22 | 51.60 | 53.19 | 40.70 |
| 35. | VANDENWEGHE, Dries | 13 | ZCT | 3:07.07 | 226 | 46.45 | 45.92 | 53.88 | 40.82 |
| 36. | MEUL, Rune | 13 | ISWIM | 3:07.35 | 225 | 43.52 | 50.42 | 52.71 | 40.70 |
| 37. | TIEST, Falco | 13 | BRABO | 3:07.44 | 224 | 43.06 | 47.93 | 55.23 | 41.22 |
| 38. | MAASKANT, Albin | 13 | SCZ | 3:08.92 | 219 | 44.03 | 49.05 | 54.09 | 41.75 |
| 39. | FEYAERTS, Jeroen | 13 | TRUST | 3:08.99 | 219 | 42.78 | 47.20 | 56.91 | 42.10 |
| 40. | NEYRINCK, Ruben | 13 | ZGEEL | 3:10.13 | 215 | 41.70 | 48.72 | 58.14 | 41.57 |
| 41. | SORGELOOS, Vincent | 13 | AST | 3:10.25 | 215 | 45.16 | 47.69 | 55.49 | 41.91 |
| 42. | BEEL, Noah | 13 | KWZC | 3:11.12 | 212 | 43.64 | 49.83 | 54.01 | 43.64 |
| 43. | BOEL, Elias | 13 | AZL | 3:11.43 | 211 | 45.20 | 46.55 | 56.97 | 42.71 |
| 44. | VANHULLE, Willem | 13 | MEGA | 3:16.94 | 193 | 45.64 | 47.94 | 59.63 | 43.73 |
| dis | HUENS, Briek | 13 | MEGA | | | | | | |
| dis | DE VLIAGER, Eliott | 13 | FAST | | | | | | |

SW9.4.6.5a - Op het einde van het wedstrijdgedeelte rugslag, heeft de zwemmer bij de aankomst de muur niet aangetikt in rugligging

dis VANHAECKE, Lowie 13 ZB

SW9.4.6.5a - Op het einde van het wedstrijdgedeelte rugslag, heeft de zwemmer bij de aankomst de muur niet aangetikt in rugligging

FF MOENENS, Matteo 13 KZK

**Vlaamse Jeugd Talent Challenge 2025
Antwerp, 24 - 26/1/2025**
**Programmanr. 20
25/01/2025 - 15:40**
Meisjes, 400m vrije slag
**11 - 12 jaar
Resultaten**

Punten: AQUA 2024

| Rang | | | Geb. | | | | | | Tijd | Pnt |
|----------------|----------------------|---------------|-------|---------------|-------|---------------|-------|---------------|----------------|-----|
| 11 jaar | | | | | | | | | | |
| 1. | ROGIERS, Layla | | 14 | LAQUA | | | | | 5:24.24 | 382 |
| | 50m: | 36.55 36.55 | 150m: | 2:00.39 41.95 | 250m: | 3:24.03 40.84 | 350m: | 4:45.74 39.48 | | |
| | 100m: | 1:18.44 41.89 | 200m: | 2:43.19 42.80 | 300m: | 4:06.26 42.23 | 400m: | 5:24.24 38.50 | | |
| 2. | RYCKEMAN, Ella | | 14 | ROSC | | | | | 5:28.41 | 368 |
| | 50m: | 37.67 37.67 | 150m: | 2:03.25 42.49 | 250m: | 3:26.79 41.26 | 350m: | 4:48.72 40.00 | | |
| | 100m: | 1:20.76 43.09 | 200m: | 2:45.53 42.28 | 300m: | 4:08.72 41.93 | 400m: | 5:28.41 39.69 | | |
| 3. | PEERSMAN, Malin | | 14 | LAQUA | | | | | 5:29.66 | 364 |
| | 50m: | 36.95 36.95 | 150m: | 2:01.67 42.70 | 250m: | 3:27.32 43.43 | 350m: | 4:51.71 41.76 | | |
| | 100m: | 1:18.97 42.02 | 200m: | 2:43.89 42.22 | 300m: | 4:09.95 42.63 | 400m: | 5:29.66 37.95 | | |
| 4. | DERRE, Fleur | | 14 | TSZ | | | | | 5:37.21 | 340 |
| | 50m: | 38.41 38.41 | 150m: | 2:03.83 43.22 | 250m: | 3:30.81 43.54 | 350m: | 4:58.04 43.22 | | |
| | 100m: | 1:20.61 42.20 | 200m: | 2:47.27 43.44 | 300m: | 4:14.82 44.01 | 400m: | 5:37.21 39.17 | | |
| 5. | DEWITTE, Elise | | 14 | BZK | | | | | 5:37.89 | 338 |
| | 50m: | 37.24 37.24 | 150m: | 2:01.92 43.82 | 250m: | 3:30.30 44.15 | 350m: | 4:56.49 41.01 | | |
| | 100m: | 1:18.10 40.86 | 200m: | 2:46.15 44.23 | 300m: | 4:15.48 45.18 | 400m: | 5:37.89 41.40 | | |
| 6. | VERNIEUWE, Leanne | | 14 | TZT | | | | | 5:48.00 | 309 |
| | 50m: | 38.99 38.99 | 150m: | 2:07.25 45.39 | 250m: | 3:37.53 44.87 | 350m: | 5:07.02 44.97 | | |
| | 100m: | 1:21.86 42.87 | 200m: | 2:52.66 45.41 | 300m: | 4:22.05 44.52 | 400m: | 5:48.00 40.98 | | |
| 7. | VAN HEES, Lenthel | | 14 | DBT | | | | | 5:48.66 | 307 |
| | 50m: | 38.79 38.79 | 150m: | 2:08.38 45.20 | 250m: | 3:38.04 45.05 | 350m: | 5:07.03 44.29 | | |
| | 100m: | 1:23.18 44.39 | 200m: | 2:52.99 44.61 | 300m: | 4:22.74 44.70 | 400m: | 5:48.66 41.63 | | |
| 8. | DE RIDDER, Roxane | | 14 | ZGEEL | | | | | 5:50.19 | 303 |
| | 50m: | 39.03 39.03 | 150m: | 2:08.14 45.36 | 250m: | 3:37.25 44.28 | 350m: | 5:06.89 45.23 | | |
| | 100m: | 1:22.78 43.75 | 200m: | 2:52.97 44.83 | 300m: | 4:21.66 44.41 | 400m: | 5:50.19 43.30 | | |
| 9. | ANTIPINA, Alexandra | | 14 | LAQUA | | | | | 5:51.12 | 301 |
| | 50m: | 38.03 38.03 | 150m: | 2:06.59 45.72 | 250m: | 3:39.24 46.82 | 350m: | 5:10.00 45.48 | | |
| | 100m: | 1:20.87 42.84 | 200m: | 2:52.42 45.83 | 300m: | 4:24.52 45.28 | 400m: | 5:51.12 41.12 | | |
| 10. | LOWAGIE, Lily | | 14 | VZV | | | | | 5:52.32 | 298 |
| | 50m: | 40.26 40.26 | 150m: | 2:10.03 46.18 | 250m: | 3:39.67 44.99 | 350m: | 5:09.05 44.74 | | |
| | 100m: | 1:23.85 43.59 | 200m: | 2:54.68 44.65 | 300m: | 4:24.31 44.64 | 400m: | 5:52.32 43.27 | | |
| 11. | HUYBEN, Stien | | 14 | TZT | | | | | 5:52.71 | 297 |
| | 50m: | 37.86 37.86 | 150m: | 2:06.91 45.34 | 250m: | 3:38.63 46.28 | 350m: | 5:10.19 45.78 | | |
| | 100m: | 1:21.57 43.71 | 200m: | 2:52.35 45.44 | 300m: | 4:24.41 45.78 | 400m: | 5:52.71 42.52 | | |
| 12. | TYVAERT, Babette | | 14 | ISWIM | | | | | 5:54.75 | 292 |
| | 50m: | 37.91 37.91 | 150m: | 2:06.84 44.85 | 250m: | 3:37.10 45.66 | 350m: | 5:10.19 45.67 | | |
| | 100m: | 1:21.99 44.08 | 200m: | 2:51.44 44.60 | 300m: | 4:24.52 47.42 | 400m: | 5:54.75 44.56 | | |
| 13. | BEIJNSBERGER, Louise | | 14 | DMB | | | | | 5:56.79 | 287 |
| | 50m: | 38.07 38.07 | 150m: | 2:08.12 46.20 | 250m: | 3:41.94 47.28 | 350m: | 5:14.79 46.63 | | |
| | 100m: | 1:21.92 43.85 | 200m: | 2:54.66 46.54 | 300m: | 4:28.16 46.22 | 400m: | 5:56.79 42.00 | | |
| 14. | BOND, Maya | | 14 | ZCT | | | | | 5:59.84 | 279 |
| | 50m: | 38.81 38.81 | 150m: | 2:10.29 46.51 | 250m: | 3:45.00 47.57 | 350m: | 5:16.66 44.56 | | |
| | 100m: | 1:23.78 44.97 | 200m: | 2:57.43 47.14 | 300m: | 4:32.10 47.10 | 400m: | 5:59.84 43.18 | | |
| 15. | VREYS, Anse | | 14 | DBT | | | | | 6:00.80 | 277 |
| | 50m: | 39.39 39.39 | 150m: | 2:10.77 46.47 | 250m: | 3:44.35 47.34 | 350m: | 5:17.37 46.39 | | |
| | 100m: | 1:24.30 44.91 | 200m: | 2:57.01 46.24 | 300m: | 4:30.98 46.63 | 400m: | 6:00.80 43.43 | | |
| 16. | CLAESSENS, Isa-Beau | | 14 | GZVN | | | | | 6:01.06 | 277 |
| | 50m: | 39.44 39.44 | 150m: | 2:09.82 46.60 | 250m: | 3:43.45 46.92 | 350m: | 5:17.01 46.28 | | |
| | 100m: | 1:23.22 43.78 | 200m: | 2:56.53 46.71 | 300m: | 4:30.73 47.28 | 400m: | 6:01.06 44.05 | | |



**Vlaamse Jeugd Talent Challenge 2025
Antwerp, 24 - 26/1/2025**
Programmanr. 20, Meisjes, 400m vrije slag, 11 jaar

| Rang | Geb. | | Tijd | | | | | | Pnt | | | |
|------|----------------------------|---------|-------|-------|----------------|-------|-------|---------|-------|-------|---------|-------|
| 17. | SOARES ALMEIDA, Anna | | 14 | LAQUA | 6:02.28 | | | | | | 274 | |
| | 50m: | 41.71 | 41.71 | 150m: | 2:15.62 | 47.13 | 250m: | 3:48.49 | 45.07 | 350m: | 5:20.29 | 44.30 |
| | 100m: | 1:28.49 | 46.78 | 200m: | 3:03.42 | 47.80 | 300m: | 4:35.99 | 47.50 | 400m: | 6:02.28 | 41.99 |
| 18. | KENIS, Sterre | | 14 | HOZT | 6:02.34 | | | | | | 274 | |
| | 50m: | 40.39 | 40.39 | 150m: | 2:12.35 | 46.75 | 250m: | 3:45.08 | 45.18 | 350m: | 5:19.19 | 46.77 |
| | 100m: | 1:25.60 | 45.21 | 200m: | 2:59.90 | 47.55 | 300m: | 4:32.42 | 47.34 | 400m: | 6:02.34 | 43.15 |
| 19. | WEGENER, Lena | | 14 | SCZ | 6:02.53 | | | | | | 273 | |
| | 50m: | 40.04 | 40.04 | 150m: | 2:12.37 | 46.66 | 250m: | 3:47.43 | 47.30 | 350m: | 5:21.00 | 46.22 |
| | 100m: | 1:25.71 | 45.67 | 200m: | 3:00.13 | 47.76 | 300m: | 4:34.78 | 47.35 | 400m: | 6:02.53 | 41.53 |
| 20. | GHEKIERE, June | | 14 | ZB | 6:05.51 | | | | | | 267 | |
| | 50m: | 38.76 | 38.76 | 150m: | 2:11.36 | 46.79 | 250m: | 3:46.63 | 47.24 | 350m: | 5:21.39 | 46.52 |
| | 100m: | 1:24.57 | 45.81 | 200m: | 2:59.39 | 48.03 | 300m: | 4:34.87 | 48.24 | 400m: | 6:05.51 | 44.12 |
| 21. | VANSTEENKISTE, Marilou | | 14 | IKZ | 6:05.71 | | | | | | 266 | |
| | 50m: | 40.40 | 40.40 | 150m: | 2:13.94 | 46.63 | 250m: | 3:48.47 | 47.12 | 350m: | 5:22.67 | 46.62 |
| | 100m: | 1:27.31 | 46.91 | 200m: | 3:01.35 | 47.41 | 300m: | 4:36.05 | 47.58 | 400m: | 6:05.71 | 43.04 |
| 22. | VANDER HOOGERSTRAETE, Nora | | 14 | MEGA | 6:05.87 | | | | | | 266 | |
| | 50m: | 38.81 | 38.81 | 150m: | 2:10.48 | 46.77 | 250m: | 3:45.52 | 48.04 | 350m: | 5:19.95 | 46.71 |
| | 100m: | 1:23.71 | 44.90 | 200m: | 2:57.48 | 47.00 | 300m: | 4:33.24 | 47.72 | 400m: | 6:05.87 | 45.92 |
| 23. | DIEUSAERT, Roselien | | 14 | ROSC | 6:07.37 | | | | | | 263 | |
| | 50m: | 42.56 | 42.56 | 150m: | 2:17.82 | 48.30 | 250m: | 3:54.27 | 47.68 | 350m: | 5:26.21 | 44.98 |
| | 100m: | 1:29.52 | 46.96 | 200m: | 3:06.59 | 48.77 | 300m: | 4:41.23 | 46.96 | 400m: | 6:07.37 | 41.16 |
| 24. | DIERCKX, Astrid | | 14 | KST | 6:07.83 | | | | | | 262 | |
| | 50m: | 41.49 | 41.49 | 150m: | 2:16.22 | 47.15 | 250m: | 3:53.37 | 49.00 | 350m: | 5:27.86 | 47.09 |
| | 100m: | 1:29.07 | 47.58 | 200m: | 3:04.37 | 48.15 | 300m: | 4:40.77 | 47.40 | 400m: | 6:07.83 | 39.97 |
| 25. | MELIS, Fee | | 14 | KST | 6:07.87 | | | | | | 261 | |
| | 50m: | 40.75 | 40.75 | 150m: | 2:14.55 | 47.40 | 250m: | 3:50.82 | 49.17 | 350m: | 5:26.34 | 47.94 |
| | 100m: | 1:27.15 | 46.40 | 200m: | 3:01.65 | 47.10 | 300m: | 4:38.40 | 47.58 | 400m: | 6:07.87 | 41.53 |
| 26. | TUYTENS, Laure | | 14 | UZKZ | 6:08.69 | | | | | | 260 | |
| | 50m: | 40.38 | 40.38 | 150m: | 2:14.34 | 47.61 | 250m: | 3:50.36 | 48.44 | 350m: | 5:24.82 | 47.41 |
| | 100m: | 1:26.73 | 46.35 | 200m: | 3:01.92 | 47.58 | 300m: | 4:37.41 | 47.05 | 400m: | 6:08.69 | 43.87 |
| 27. | CLAES, Janne | | 14 | DBT | 6:10.15 | | | | | | 257 | |
| | 50m: | 38.84 | 38.84 | 150m: | 2:13.59 | 48.56 | 250m: | 3:50.29 | 48.13 | 350m: | 5:26.44 | 47.75 |
| | 100m: | 1:25.03 | 46.19 | 200m: | 3:02.16 | 48.57 | 300m: | 4:38.69 | 48.40 | 400m: | 6:10.15 | 43.71 |
| 28. | DEKEIN, Marthe | | 14 | ISWIM | 6:10.52 | | | | | | 256 | |
| | 50m: | 39.31 | 39.31 | 150m: | 2:14.36 | 48.12 | 250m: | 3:51.86 | 48.95 | 350m: | 5:27.12 | 47.33 |
| | 100m: | 1:26.24 | 46.93 | 200m: | 3:02.91 | 48.55 | 300m: | 4:39.79 | 47.93 | 400m: | 6:10.52 | 43.40 |
| 29. | LAUREYSENS, Jutta | | 14 | ZN | 6:11.67 | | | | | | 254 | |
| | 50m: | 36.24 | 36.24 | 150m: | 2:09.12 | 47.09 | 250m: | 3:41.01 | 46.11 | 350m: | 5:23.07 | 55.26 |
| | 100m: | 1:22.03 | 45.79 | 200m: | 2:54.90 | 45.78 | 300m: | 4:27.81 | 46.80 | 400m: | 6:11.67 | 48.60 |
| 30. | SWINNEN, Paulien | | 14 | DBT | 6:11.84 | | | | | | 253 | |
| | 50m: | 39.65 | 39.65 | 150m: | 2:15.71 | 48.44 | 250m: | 3:53.81 | 48.81 | 350m: | 5:31.06 | 48.02 |
| | 100m: | 1:27.27 | 47.62 | 200m: | 3:05.00 | 49.29 | 300m: | 4:43.04 | 49.23 | 400m: | 6:11.84 | 40.78 |
| 31. | WILLAERT, Naomi | | 14 | SOS | 6:12.38 | | | | | | 252 | |
| | 50m: | 43.12 | 43.12 | 150m: | 2:17.29 | 47.77 | 250m: | 3:53.39 | 47.78 | 350m: | 5:28.03 | 46.72 |
| | 100m: | 1:29.52 | 46.40 | 200m: | 3:05.61 | 48.32 | 300m: | 4:41.31 | 47.92 | 400m: | 6:12.38 | 44.35 |
| 32. | VANPOUCKE, Lotte | | 14 | TZT | 6:14.38 | | | | | | 248 | |
| | 50m: | 40.82 | 40.82 | 150m: | 2:14.21 | 47.40 | 250m: | 3:51.49 | 49.09 | 350m: | 5:28.75 | 48.23 |
| | 100m: | 1:26.81 | 45.99 | 200m: | 3:02.40 | 48.19 | 300m: | 4:40.52 | 49.03 | 400m: | 6:14.38 | 45.63 |
| 33. | SCHOOF, Elise | | 14 | BRABO | 6:16.07 | | | | | | 245 | |
| | 50m: | 42.45 | 42.45 | 150m: | 2:19.09 | 48.20 | 250m: | 3:56.83 | 49.04 | 350m: | 5:31.69 | 45.87 |
| | 100m: | 1:30.89 | 48.44 | 200m: | 3:07.79 | 48.70 | 300m: | 4:45.82 | 48.99 | 400m: | 6:16.07 | 44.38 |




**Vlaamse Jeugd Talent Challenge 2025
Antwerp, 24 - 26/1/2025**
Programmanr. 20, Meisjes, 400m vrije slag, 11 jaar

| Rang | | Geb. | | | | | | Tijd | Pnt |
|------|-----------------------|---------------|-------|---------------|-------|---------------|-------|----------------|-----|
| 34. | VANEESBECK, Emma | 14 | PZC | | | | | 6:16.22 | 244 |
| | 50m: 39.42 39.42 | 150m: 2:16.39 | 49.04 | 250m: 3:54.74 | 48.96 | 350m: 5:30.78 | 47.50 | | |
| | 100m: 1:27.35 47.93 | 200m: 3:05.78 | 49.39 | 300m: 4:43.28 | 48.54 | 400m: 6:16.22 | 45.44 | | |
| 35. | VAN GOETHEM, Lotte | 14 | SWEM | | | | | 6:16.97 | 243 |
| | 50m: 41.76 41.76 | 150m: 2:20.97 | 50.47 | 250m: 4:00.42 | 49.80 | 350m: 5:36.25 | 48.34 | | |
| | 100m: 1:30.50 48.74 | 200m: 3:10.62 | 49.65 | 300m: 4:47.91 | 47.49 | 400m: 6:16.97 | 40.72 | | |
| 36. | VAN DE VYVERE, Lena | 14 | STW | | | | | 6:19.39 | 238 |
| | 50m: 41.47 41.47 | 150m: 2:17.89 | 49.43 | 250m: 3:56.69 | 49.96 | 350m: 5:36.96 | 50.02 | | |
| | 100m: 1:28.46 46.99 | 200m: 3:06.73 | 48.84 | 300m: 4:46.94 | 50.25 | 400m: 6:19.39 | 42.43 | | |
| 37. | TYAGI, Yashwini | 14 | LAQUA | | | | | 6:20.27 | 237 |
| | 50m: 42.37 42.37 | 150m: 2:20.07 | 48.82 | 250m: 3:58.43 | 48.64 | 350m: 5:36.32 | 47.90 | | |
| | 100m: 1:31.25 48.88 | 200m: 3:09.79 | 49.72 | 300m: 4:48.42 | 49.99 | 400m: 6:20.27 | 43.95 | | |
| 38. | NEUVILLE, Axelle | 14 | HZA | | | | | 6:20.61 | 236 |
| | 50m: 43.74 43.74 | 150m: 2:19.83 | 48.26 | 250m: 3:57.98 | 49.63 | 350m: 5:32.88 | 46.83 | | |
| | 100m: 1:31.57 47.83 | 200m: 3:08.35 | 48.52 | 300m: 4:46.05 | 48.07 | 400m: 6:20.61 | 47.73 | | |
| 39. | DE BIE, Lize | 14 | FIRST | | | | | 6:20.90 | 235 |
| | 50m: 40.87 40.87 | 150m: 2:17.68 | 49.61 | 250m: 3:56.91 | 50.29 | 350m: 5:35.62 | 49.02 | | |
| | 100m: 1:28.07 47.20 | 200m: 3:06.62 | 48.94 | 300m: 4:46.60 | 49.69 | 400m: 6:20.90 | 45.28 | | |
| 40. | CASTELEYN, Dieuwertje | 14 | HZA | | | | | 6:23.72 | 230 |
| | 50m: 40.97 40.97 | 150m: 2:19.22 | 48.91 | 250m: 3:58.95 | 48.69 | 350m: 5:37.06 | 48.55 | | |
| | 100m: 1:30.31 49.34 | 200m: 3:10.26 | 51.04 | 300m: 4:48.51 | 49.56 | 400m: 6:23.72 | 46.66 | | |
| 41. | NULENS, Azzurra | 14 | DMB | | | | | 6:23.74 | 230 |
| | 50m: 40.37 40.37 | 150m: 2:17.47 | 49.72 | 250m: 4:00.12 | 50.59 | 350m: 5:41.48 | 51.16 | | |
| | 100m: 1:27.75 47.38 | 200m: 3:09.53 | 52.06 | 300m: 4:50.32 | 50.20 | 400m: 6:23.74 | 42.26 | | |
| 42. | DE WIT, Flore | 14 | BRABO | | | | | 6:24.26 | 229 |
| | 50m: 40.84 40.84 | 150m: 2:17.69 | 49.23 | 250m: 3:56.61 | 49.77 | 350m: 5:35.55 | 49.72 | | |
| | 100m: 1:28.46 47.62 | 200m: 3:06.84 | 49.15 | 300m: 4:45.83 | 49.22 | 400m: 6:24.26 | 48.71 | | |
| 43. | DELCOIGNE, Ella | 14 | DDAT | | | | | 6:28.34 | 222 |
| | 50m: 41.44 41.44 | 150m: 2:20.46 | 50.99 | 250m: 4:01.34 | 50.35 | 350m: 5:42.10 | 51.25 | | |
| | 100m: 1:29.47 48.03 | 200m: 3:10.99 | 50.53 | 300m: 4:50.85 | 49.51 | 400m: 6:28.34 | 46.24 | | |
| 44. | HIEMELEERS, Fien | 14 | HZS | | | | | 6:32.14 | 216 |
| | 50m: 43.62 43.62 | 150m: 2:24.11 | 50.18 | 250m: 4:03.35 | 49.95 | 350m: 5:44.48 | 50.46 | | |
| | 100m: 1:33.93 50.31 | 200m: 3:13.40 | 49.29 | 300m: 4:54.02 | 50.67 | 400m: 6:32.14 | 47.66 | | |
| 45. | VANDENVEN, Saar | 14 | BRABO | | | | | 6:32.87 | 215 |
| | 50m: 41.35 41.35 | 150m: 2:20.01 | 49.76 | 250m: 4:02.12 | 51.31 | 350m: 5:45.22 | 51.53 | | |
| | 100m: 1:30.25 48.90 | 200m: 3:10.81 | 50.80 | 300m: 4:53.69 | 51.57 | 400m: 6:32.87 | 47.65 | | |
| 46. | VAN DEN HEUVEL, Aude | 14 | TSZ | | | | | 6:33.78 | 213 |
| | 50m: 43.05 43.05 | 150m: 2:23.87 | 51.48 | 250m: 4:04.18 | 49.99 | 350m: 5:45.56 | 50.14 | | |
| | 100m: 1:32.39 49.34 | 200m: 3:14.19 | 50.32 | 300m: 4:55.42 | 51.24 | 400m: 6:33.78 | 48.22 | | |
| 47. | KOLICHEVA, Katalaya | 14 | AST | | | | | 6:39.31 | 204 |
| | 50m: 45.19 45.19 | 150m: 2:28.81 | 51.66 | 250m: 4:12.74 | 51.20 | 350m: 5:54.03 | 49.83 | | |
| | 100m: 1:37.15 51.96 | 200m: 3:21.54 | 52.73 | 300m: 5:04.20 | 51.46 | 400m: 6:39.31 | 45.28 | | |


12 jaar

| | | | | | | | | | |
|----|---------------------|---------------|-------|---------------|-------|---------------|-------|----------------|-----|
| 1. | LAGACIE, Axelle | 13 | IKZ | | | | | 5:10.21 | 436 |
| | 50m: 34.98 34.98 | 150m: 1:53.19 | 39.16 | 250m: 3:12.87 | 39.84 | 350m: 4:32.09 | 39.24 | | |
| | 100m: 1:14.03 39.05 | 200m: 2:33.03 | 39.84 | 300m: 3:52.85 | 39.98 | 400m: 5:10.21 | 38.12 | | |
| 2. | LONCKE, Jutta | 13 | STA | | | | | 5:11.64 | 430 |
| | 50m: 35.21 35.21 | 150m: 1:53.94 | 39.75 | 250m: 3:14.30 | 39.55 | 350m: 4:33.29 | 39.18 | | |
| | 100m: 1:14.19 38.98 | 200m: 2:34.75 | 40.81 | 300m: 3:54.11 | 39.81 | 400m: 5:11.64 | 38.35 | | |



**Vlaamse Jeugd Talent Challenge 2025
Antwerp, 24 - 26/1/2025**
Programmanr. 20, Meisjes, 400m vrije slag, 12 jaar

| Rang | | | Geb. | | | | | | Tijd | Pnt |
|------|---------------------|---------------|-------|---------------|-------|---------------|-------|---------------|----------------|-----|
| 3. | THEUWISSEN, Nore | | 13 | DMB | | | | | 5:13.39 | 423 |
| | 50m: | 35.75 35.75 | 150m: | 1:56.89 41.19 | 250m: | 3:16.74 39.55 | 350m: | 4:35.92 38.77 | | |
| | 100m: | 1:15.70 39.95 | 200m: | 2:37.19 40.30 | 300m: | 3:57.15 40.41 | 400m: | 5:13.39 37.47 | | |
| 4. | VAN BUNDER, Inez | | 13 | TSZ | | | | | 5:14.71 | 418 |
| | 50m: | 35.37 35.37 | 150m: | 1:54.06 39.85 | 250m: | 3:15.02 40.70 | 350m: | 4:36.47 40.13 | | |
| | 100m: | 1:14.21 38.84 | 200m: | 2:34.32 40.26 | 300m: | 3:56.34 41.32 | 400m: | 5:14.71 38.24 | | |
| 5. | TAVERNIER, Lucia | | 13 | MEGA | | | | | 5:18.43 | 403 |
| | 50m: | 34.44 34.44 | 150m: | 1:55.25 41.26 | 250m: | 3:17.97 41.30 | 350m: | 4:40.86 40.81 | | |
| | 100m: | 1:13.99 39.55 | 200m: | 2:36.67 41.42 | 300m: | 4:00.05 42.08 | 400m: | 5:18.43 37.57 | | |
| 6. | LAMMENS, Alix | | 13 | LZV | | | | | 5:19.09 | 401 |
| | 50m: | 35.84 35.84 | 150m: | 1:55.38 40.47 | 250m: | 3:16.95 41.13 | 350m: | 4:39.66 41.42 | | |
| | 100m: | 1:14.91 39.07 | 200m: | 2:35.82 40.44 | 300m: | 3:58.24 41.29 | 400m: | 5:19.09 39.43 | | |
| 7. | DE SMET, Amélie | | 13 | STW | | | | | 5:19.29 | 400 |
| | 50m: | 34.92 34.92 | 150m: | 1:55.32 41.18 | 250m: | 3:17.59 41.58 | 350m: | 4:40.11 41.59 | | |
| | 100m: | 1:14.14 39.22 | 200m: | 2:36.01 40.69 | 300m: | 3:58.52 40.93 | 400m: | 5:19.29 39.18 | | |
| 8. | DE JONG, Suzan | | 13 | ZALM | | | | | 5:22.82 | 387 |
| | 50m: | 35.84 35.84 | 150m: | 1:57.51 40.97 | 250m: | 3:21.42 42.90 | 350m: | 4:45.02 41.28 | | |
| | 100m: | 1:16.54 40.70 | 200m: | 2:38.52 41.01 | 300m: | 4:03.74 42.32 | 400m: | 5:22.82 37.80 | | |
| 9. | BEULENS, Lotte | | 13 | FIRST | | | | | 5:23.12 | 386 |
| | 50m: | 35.86 35.86 | 150m: | 1:57.31 41.86 | 250m: | 3:21.21 42.42 | 350m: | 4:43.44 40.82 | | |
| | 100m: | 1:15.45 39.59 | 200m: | 2:38.79 41.48 | 300m: | 4:02.62 41.41 | 400m: | 5:23.12 39.68 | | |
| 10. | VAN ROY, Onah | | 13 | ALZV | | | | | 5:24.77 | 380 |
| | 50m: | 35.36 35.36 | 150m: | 1:57.07 41.64 | 250m: | 3:21.38 42.36 | 350m: | 4:44.24 40.67 | | |
| | 100m: | 1:15.43 40.07 | 200m: | 2:39.02 41.95 | 300m: | 4:03.57 42.19 | 400m: | 5:24.77 40.53 | | |
| 11. | PIRA, Anne-Sophie | | 13 | DBT | | | | | 5:25.53 | 378 |
| | 50m: | 35.66 35.66 | 150m: | 2:00.37 42.60 | 250m: | 3:24.46 42.68 | 350m: | 4:46.76 40.72 | | |
| | 100m: | 1:17.77 42.11 | 200m: | 2:41.78 41.41 | 300m: | 4:06.04 41.58 | 400m: | 5:25.53 38.77 | | |
| 12. | DAS, Louise | | 13 | STZC | | | | | 5:25.97 | 376 |
| | 50m: | 37.03 37.03 | 150m: | 2:00.25 42.33 | 250m: | 3:24.51 42.25 | 350m: | 4:47.70 41.67 | | |
| | 100m: | 1:17.92 40.89 | 200m: | 2:42.26 42.01 | 300m: | 4:06.03 41.52 | 400m: | 5:25.97 38.27 | | |
| 13. | DEPLOIGE, Felien | | 13 | TRUST | | | | | 5:26.85 | 373 |
| | 50m: | 36.99 36.99 | 150m: | 2:00.83 42.69 | 250m: | 3:24.48 41.86 | 350m: | 4:47.87 41.57 | | |
| | 100m: | 1:18.14 41.15 | 200m: | 2:42.62 41.79 | 300m: | 4:06.30 41.82 | 400m: | 5:26.85 38.98 | | |
| 14. | BOGAERT, Hanne | | 13 | FIRST | | | | | 5:27.89 | 369 |
| | 50m: | 37.44 37.44 | 150m: | 2:00.99 42.29 | 250m: | 3:25.31 42.04 | 350m: | 4:49.36 41.85 | | |
| | 100m: | 1:18.70 41.26 | 200m: | 2:43.27 42.28 | 300m: | 4:07.51 42.20 | 400m: | 5:27.89 38.53 | | |
| 15. | DEVUYST, Oona | | 13 | ROSC | | | | | 5:28.41 | 368 |
| | 50m: | 36.12 36.12 | 150m: | 1:58.63 41.48 | 250m: | 3:23.28 42.02 | 350m: | 4:48.23 42.18 | | |
| | 100m: | 1:17.15 41.03 | 200m: | 2:41.26 42.63 | 300m: | 4:06.05 42.77 | 400m: | 5:28.41 40.18 | | |
| 16. | NOUWEN, Fleur | | 13 | DMB | | | | | 5:29.20 | 365 |
| | 50m: | 37.34 37.34 | 150m: | 2:02.89 43.26 | 250m: | 3:28.81 42.62 | 350m: | 4:53.52 40.63 | | |
| | 100m: | 1:19.63 42.29 | 200m: | 2:46.19 43.30 | 300m: | 4:12.89 44.08 | 400m: | 5:29.20 35.68 | | |
| 17. | VOLDERS, Ella | | 13 | ZVL | | | | | 5:29.21 | 365 |
| | 50m: | 38.05 38.05 | 150m: | 2:01.80 41.95 | 250m: | 3:27.02 42.87 | 350m: | 4:50.56 41.15 | | |
| | 100m: | 1:19.85 41.80 | 200m: | 2:44.15 42.35 | 300m: | 4:09.41 42.39 | 400m: | 5:29.21 38.65 | | |
| 18. | VAN TILBURG, Frauke | | 13 | ZGEEL | | | | | 5:34.21 | 349 |
| | 50m: | 36.34 36.34 | 150m: | 2:01.61 43.55 | 250m: | 3:27.72 43.23 | 350m: | 4:53.67 42.53 | | |
| | 100m: | 1:18.06 41.72 | 200m: | 2:44.49 42.88 | 300m: | 4:11.14 43.42 | 400m: | 5:34.21 40.54 | | |
| 19. | MATTHEEUSEN, Ella | | 13 | AZK | | | | | 5:35.11 | 346 |
| | 50m: | 37.31 37.31 | 150m: | 2:03.79 43.78 | 250m: | 3:29.43 42.73 | 350m: | 4:55.55 42.83 | | |
| | 100m: | 1:20.01 42.70 | 200m: | 2:46.70 42.91 | 300m: | 4:12.72 43.29 | 400m: | 5:35.11 39.56 | | |




**Vlaamse Jeugd Talent Challenge 2025
Antwerp, 24 - 26/1/2025**
Programmanr. 20, Meisjes, 400m vrije slag, 12 jaar

| Rang | | Geb. | | | | | | Tijd | Pnt |
|------|-------------------------|---------------|-------|---------------|-------|---------------|-------|----------------|-----|
| 20. | VAN STEENKISTE, Lia | 13 | TZT | | | | | 5:36.16 | 343 |
| | 50m: 37.12 37.12 | 150m: 2:02.59 | 43.90 | 250m: 3:29.35 | 43.39 | 350m: 4:56.02 | 43.38 | | |
| | 100m: 1:18.69 41.57 | 200m: 2:45.96 | 43.37 | 300m: 4:12.64 | 43.29 | 400m: 5:36.16 | 40.14 | | |
| 21. | VAN DER PLAS, Lotte | 13 | MEGA | | | | | 5:36.62 | 341 |
| | 50m: 37.40 37.40 | 150m: 2:02.31 | 42.65 | 250m: 3:29.29 | 43.26 | 350m: 4:55.10 | 42.48 | | |
| | 100m: 1:19.66 42.26 | 200m: 2:46.03 | 43.72 | 300m: 4:12.62 | 43.33 | 400m: 5:36.62 | 41.52 | | |
| 22. | CREMER, Fotini | 13 | DBT | | | | | 5:37.72 | 338 |
| | 50m: 35.76 35.76 | 150m: 2:00.38 | 43.22 | 250m: 3:29.30 | 45.16 | 350m: 4:56.01 | 41.86 | | |
| | 100m: 1:17.16 41.40 | 200m: 2:44.14 | 43.76 | 300m: 4:14.15 | 44.85 | 400m: 5:37.72 | 41.71 | | |
| 23. | DECALUWÉ, Elouise | 13 | ZCT | | | | | 5:37.95 | 337 |
| | 50m: 38.39 38.39 | 150m: 2:03.90 | 43.02 | 250m: 3:30.96 | 43.23 | 350m: 4:58.34 | 43.39 | | |
| | 100m: 1:20.88 42.49 | 200m: 2:47.73 | 43.83 | 300m: 4:14.95 | 43.99 | 400m: 5:37.95 | 39.61 | | |
| 24. | DE WEVER, Maud | 13 | IKZ | | | | | 5:38.92 | 334 |
| | 50m: 37.24 37.24 | 150m: 2:04.07 | 43.80 | 250m: 3:31.56 | 43.40 | 350m: 4:57.75 | 43.09 | | |
| | 100m: 1:20.27 43.03 | 200m: 2:48.16 | 44.09 | 300m: 4:14.66 | 43.10 | 400m: 5:38.92 | 41.17 | | |
| 25. | PIESSENS, Marie | 13 | ZCT | | | | | 5:39.07 | 334 |
| | 50m: 38.91 38.91 | 150m: 2:04.38 | 43.25 | 250m: 3:30.87 | 43.12 | 350m: 4:59.29 | 43.94 | | |
| | 100m: 1:21.13 42.22 | 200m: 2:47.75 | 43.37 | 300m: 4:15.35 | 44.48 | 400m: 5:39.07 | 39.78 | | |
| 26. | ADRIAENSEN, Lena | 13 | MOZKA | | | | | 5:39.47 | 333 |
| | 50m: 39.25 39.25 | 150m: 2:08.83 | 46.02 | 250m: 3:36.06 | 43.42 | 350m: 5:01.41 | 42.75 | | |
| | 100m: 1:22.81 43.56 | 200m: 2:52.64 | 43.81 | 300m: 4:18.66 | 42.60 | 400m: 5:39.47 | 38.06 | | |
| 27. | WYFFELS, Louise Marie | 13 | DDAT | | | | | 5:39.55 | 333 |
| | 50m: 38.07 38.07 | 150m: 2:04.54 | 43.43 | 250m: 3:32.71 | 44.15 | 350m: 4:59.13 | 42.14 | | |
| | 100m: 1:21.11 43.04 | 200m: 2:48.56 | 44.02 | 300m: 4:16.99 | 44.28 | 400m: 5:39.55 | 40.42 | | |
| 28. | VAN DE WOUWER, Myrthe | 13 | HZA | | | | | 5:39.56 | 333 |
| | 50m: 37.36 37.36 | 150m: 2:01.79 | 42.67 | 250m: 3:30.42 | 44.37 | 350m: 4:59.27 | 43.84 | | |
| | 100m: 1:19.12 41.76 | 200m: 2:46.05 | 44.26 | 300m: 4:15.43 | 45.01 | 400m: 5:39.56 | 40.29 | | |
| 29. | DEVUE, Rosalie | 13 | KAZS | | | | | 5:39.57 | 333 |
| | 50m: 38.39 38.39 | 150m: 2:06.63 | 44.28 | 250m: 3:33.40 | 43.29 | 350m: 4:59.38 | 41.62 | | |
| | 100m: 1:22.35 43.96 | 200m: 2:50.11 | 43.48 | 300m: 4:17.76 | 44.36 | 400m: 5:39.57 | 40.19 | | |
| 30. | BARTHOLOMEUS, Florianne | 13 | VZV | | | | | 5:39.95 | 331 |
| | 50m: 38.09 38.09 | 150m: 2:04.09 | 44.02 | 250m: 3:33.48 | 44.52 | 350m: 5:00.12 | 42.72 | | |
| | 100m: 1:20.07 41.98 | 200m: 2:48.96 | 44.87 | 300m: 4:17.40 | 43.92 | 400m: 5:39.95 | 39.83 | | |
| 31. | VLISSAKS, Rosalie | 13 | PZC | | | | | 5:40.15 | 331 |
| | 50m: 38.34 38.34 | 150m: 2:06.29 | 44.50 | 250m: 3:35.52 | 44.08 | 350m: 5:02.35 | 42.80 | | |
| | 100m: 1:21.79 43.45 | 200m: 2:51.44 | 45.15 | 300m: 4:19.55 | 44.03 | 400m: 5:40.15 | 37.80 | | |
| 32. | JANSSEN, Lucy | 13 | ZCT | | | | | 5:40.73 | 329 |
| | 50m: 37.36 37.36 | 150m: 2:04.65 | 44.46 | 250m: 3:33.03 | 44.36 | 350m: 5:00.62 | 43.24 | | |
| | 100m: 1:20.19 42.83 | 200m: 2:48.67 | 44.02 | 300m: 4:17.38 | 44.35 | 400m: 5:40.73 | 40.11 | | |
| 33. | VANHEESWIJCK, Amelea | 13 | DMB | | | | | 5:42.24 | 325 |
| | 50m: 35.42 35.42 | 150m: 2:02.62 | 44.80 | 250m: 3:32.98 | 45.42 | 350m: 5:02.20 | 43.78 | | |
| | 100m: 1:17.82 42.40 | 200m: 2:47.56 | 44.94 | 300m: 4:18.42 | 45.44 | 400m: 5:42.24 | 40.04 | | |
| 34. | LESSELIERS, Emily | 13 | ZS | | | | | 5:42.31 | 325 |
| | 50m: 37.85 37.85 | 150m: 2:03.38 | 42.92 | 250m: 3:30.98 | 43.16 | 350m: 4:59.01 | 44.46 | | |
| | 100m: 1:20.46 42.61 | 200m: 2:47.82 | 44.44 | 300m: 4:14.55 | 43.57 | 400m: 5:42.31 | 43.30 | | |
| 35. | WAIGNEIN, Rosie | 13 | MEGA | | | | | 5:45.23 | 316 |
| | 50m: 37.97 37.97 | 150m: 2:06.32 | 44.51 | 250m: 3:35.63 | 44.43 | 350m: 5:03.92 | 43.23 | | |
| | 100m: 1:21.81 43.84 | 200m: 2:51.20 | 44.88 | 300m: 4:20.69 | 45.06 | 400m: 5:45.23 | 41.31 | | |
| 36. | MOXHET, Tess | 13 | DIZV | | | | | 5:45.30 | 316 |
| | 50m: 38.95 38.95 | 150m: 2:08.75 | 45.94 | 250m: 3:36.24 | 44.09 | 350m: 5:04.36 | 44.49 | | |
| | 100m: 1:22.81 43.86 | 200m: 2:52.15 | 43.40 | 300m: 4:19.87 | 43.63 | 400m: 5:45.30 | 40.94 | | |



**Vlaamse Jeugd Talent Challenge 2025
Antwerp, 24 - 26/1/2025**
Programmanr. 20, Meisjes, 400m vrije slag, 12 jaar

| Rang | | | Geb. | | | | | | Tijd | Pnt |
|------|---------------------|---------------|-------|---------------|-------|---------------|-------|---------------|----------------|-----|
| 37. | VANDENBROUCKE, Febe | | 13 | TZT | | | | | 5:45.44 | 316 |
| | 50m: | 39.44 39.44 | 150m: | 2:06.73 44.11 | 250m: | 3:34.87 43.80 | 350m: | 5:02.90 43.41 | | |
| | 100m: | 1:22.62 43.18 | 200m: | 2:51.07 44.34 | 300m: | 4:19.49 44.62 | 400m: | 5:45.44 42.54 | | |
| 38. | MAES, Hanne | | 13 | AST | | | | | 5:46.63 | 313 |
| | 50m: | 38.26 38.26 | 150m: | 2:07.04 44.32 | 250m: | 3:36.56 44.41 | 350m: | 5:04.70 43.38 | | |
| | 100m: | 1:22.72 44.46 | 200m: | 2:52.15 45.11 | 300m: | 4:21.32 44.76 | 400m: | 5:46.63 41.93 | | |
| 39. | PETKOVA, Sofia | | 13 | SCZ | | | | | 5:46.97 | 312 |
| | 50m: | 38.81 38.81 | 150m: | 2:06.93 44.75 | 250m: | 3:36.15 44.58 | 350m: | 5:04.96 44.36 | | |
| | 100m: | 1:22.18 43.37 | 200m: | 2:51.57 44.64 | 300m: | 4:20.60 44.45 | 400m: | 5:46.97 42.01 | | |
| 40. | BIESEMANS, Jana | | 13 | ZIOS | | | | | 5:47.78 | 310 |
| | 50m: | 39.15 39.15 | 150m: | 2:09.79 45.42 | 250m: | 3:38.78 44.53 | 350m: | 5:05.97 43.22 | | |
| | 100m: | 1:24.37 45.22 | 200m: | 2:54.25 44.46 | 300m: | 4:22.75 43.97 | 400m: | 5:47.78 41.81 | | |
| 41. | LOWAGIE, Lola | | 13 | VZV | | | | | 5:48.43 | 308 |
| | 50m: | 38.58 38.58 | 150m: | 2:06.68 44.73 | 250m: | 3:38.21 46.12 | 350m: | 5:05.63 41.61 | | |
| | 100m: | 1:21.95 43.37 | 200m: | 2:52.09 45.41 | 300m: | 4:24.02 45.81 | 400m: | 5:48.43 42.80 | | |
| 42. | REMANS, Rosalie | | 13 | TRUST | | | | | 5:49.06 | 306 |
| | 50m: | 39.41 39.41 | 150m: | 2:10.33 45.98 | 250m: | 3:39.47 43.29 | 350m: | 5:07.34 43.12 | | |
| | 100m: | 1:24.35 44.94 | 200m: | 2:56.18 45.85 | 300m: | 4:24.22 44.75 | 400m: | 5:49.06 41.72 | | |
| 43. | JANSSENS, Lieze | | 13 | DBT | | | | | 5:49.66 | 305 |
| | 50m: | 38.95 38.95 | 150m: | 2:09.31 45.65 | 250m: | 3:39.50 45.40 | 350m: | 5:07.07 42.84 | | |
| | 100m: | 1:23.66 44.71 | 200m: | 2:54.10 44.79 | 300m: | 4:24.23 44.73 | 400m: | 5:49.66 42.59 | | |
| 44. | AELBRECHT, Juliette | | 13 | ZCK | | | | | 5:49.82 | 304 |
| | 50m: | 37.39 37.39 | 150m: | 2:06.05 45.14 | 250m: | 3:36.20 45.36 | 350m: | 5:07.13 45.29 | | |
| | 100m: | 1:20.91 43.52 | 200m: | 2:50.84 44.79 | 300m: | 4:21.84 45.64 | 400m: | 5:49.82 42.69 | | |
| 45. | WYNANTS, Hanne | | 13 | TRUST | | | | | 5:51.02 | 301 |
| | 50m: | 39.00 39.00 | 150m: | 2:10.65 45.78 | 250m: | 3:41.90 45.23 | 350m: | 5:11.23 42.86 | | |
| | 100m: | 1:24.87 45.87 | 200m: | 2:56.67 46.02 | 300m: | 4:28.37 46.47 | 400m: | 5:51.02 39.79 | | |
| 46. | NUYTKENS, Marie | | 13 | ZCK | | | | | 5:51.72 | 299 |
| | 50m: | 37.52 37.52 | 150m: | 2:06.97 45.40 | 250m: | 3:37.05 45.09 | 350m: | 5:07.60 44.95 | | |
| | 100m: | 1:21.57 44.05 | 200m: | 2:51.96 44.99 | 300m: | 4:22.65 45.60 | 400m: | 5:51.72 44.12 | | |
| 47. | VANDEWAERDE, Oobe | | 13 | DMB | | | | | 5:54.77 | 292 |
| | 50m: | 39.73 39.73 | 150m: | 2:10.76 46.25 | 250m: | 3:43.20 45.63 | 350m: | 5:12.63 44.54 | | |
| | 100m: | 1:24.51 44.78 | 200m: | 2:57.57 46.81 | 300m: | 4:28.09 44.89 | 400m: | 5:54.77 42.14 | | |
| 48. | LAGA, Lore | | 13 | SOS | | | | | 6:05.07 | 268 |
| | 50m: | 41.46 41.46 | 150m: | 2:14.91 47.43 | 250m: | 3:49.07 46.18 | 350m: | 5:21.73 45.38 | | |
| | 100m: | 1:27.48 46.02 | 200m: | 3:02.89 47.98 | 300m: | 4:36.35 47.28 | 400m: | 6:05.07 43.34 | | |
| FF | VERSPECHT, Kaat | | 13 | ZCK | | | | | | |



Vlaamse Jeugd Talent Challenge 2025
 Antwerp, 24 - 26/1/2025

 Programmanr. 21
 25/01/2025 - 17:00

Jongens, 200m wisselslag

 13 - 14 jaar
 Resultaten

Punten: AQUA 2024

| Rang | Geb. | Tijd | Pnt | 50m | 100m | 150m | 200m | | |
|----------------|------------------------|------|-------|----------------|------|-------|-------|-------|-------|
| 13 jaar | | | | | | | | | |
| 1. | VANSTEENKISTE, Victor | 12 | TIME | 2:31.63 | 424 | 34.19 | 36.21 | 47.49 | 33.74 |
| 2. | WACHTELAER, Celle | 12 | AST | 2:32.12 | 420 | 32.83 | 39.30 | 46.01 | 33.98 |
| 3. | VANOLANDE, Thibault | 12 | STZ | 2:36.81 | 384 | 32.27 | 41.19 | 48.57 | 34.78 |
| 4. | PICEU, Seppe | 12 | KZK | 2:37.78 | 377 | 33.39 | 41.32 | 46.69 | 36.38 |
| 5. | COUVREUR, Fred | 12 | HOZT | 2:38.11 | 374 | 35.06 | 40.19 | 46.97 | 35.89 |
| 6. | VAN CRAEYNEST, Bas | 12 | ROSC | 2:39.00 | 368 | 35.98 | 42.61 | 43.54 | 36.87 |
| 7. | DE BIE, Daan | 12 | FIRST | 2:39.13 | 367 | 33.04 | 41.07 | 48.92 | 36.10 |
| 8. | VANSPAUWEN, Viktor | 12 | GZVN | 2:40.05 | 361 | 33.89 | 41.56 | 46.62 | 37.98 |
| 9. | VANDIJCK, Samuel | 12 | DMB | 2:40.94 | 355 | 32.99 | 43.18 | 49.17 | 35.60 |
| 10. | RATIU, Matheo | 12 | ZCT | 2:42.37 | 346 | 34.62 | 42.33 | 48.01 | 37.41 |
| 11. | VROMAN, Finn | 12 | STA | 2:42.62 | 344 | 35.62 | 42.46 | 47.64 | 36.90 |
| 12. | VANNESTE, Daan | 12 | KZK | 2:42.75 | 343 | 33.33 | 44.21 | 47.19 | 38.02 |
| 13. | LESCRAUWAET, Max | 12 | STZ | 2:44.08 | 335 | 38.08 | 42.22 | 46.50 | 37.28 |
| 14. | WALTERUS, Kilyan | 12 | DMB | 2:44.15 | 334 | 36.14 | 43.89 | 49.26 | 34.86 |
| 15. | JAMAR, Kamiel | 12 | STZC | 2:45.36 | 327 | 36.05 | 42.37 | 48.35 | 38.59 |
| 16. | ALEGRE, Agustin | 12 | BRABO | 2:46.09 | 323 | 34.52 | 42.20 | 50.99 | 38.38 |
| 17. | VAN GOETHEM, Arthur | 12 | STW | 2:46.10 | 323 | 36.69 | 43.47 | 48.65 | 37.29 |
| 18. | BEHEYT, Mathis | 12 | ISWIM | 2:46.83 | 319 | 35.37 | 43.60 | 50.97 | 36.89 |
| 19. | CHABOTTIER, Largo | 12 | KLSVZ | 2:47.11 | 317 | 34.55 | 43.95 | 50.70 | 37.91 |
| 20. | AERENS, Jef | 12 | TSZ | 2:47.86 | 313 | 36.38 | 44.47 | 48.06 | 38.95 |
| 21. | VOET, Lars | 12 | KAZS | 2:48.17 | 311 | 35.50 | 45.53 | 50.08 | 37.06 |
| 22. | VAN SEVEREN, Merlijn | 12 | BRABO | 2:48.23 | 311 | 36.83 | 45.14 | 48.83 | 37.43 |
| 23. | BERVILLE, Brice | 12 | ISWIM | 2:48.51 | 309 | 35.36 | 46.15 | 50.22 | 36.78 |
| 24. | PROUVÉ, Viktor | 12 | BEST | 2:50.10 | 301 | 36.38 | 44.45 | 50.96 | 38.31 |
| 25. | WAUTERS, Sacha | 12 | SCWR | 2:50.57 | 298 | 36.27 | 42.41 | 54.07 | 37.82 |
| 26. | CRISTIAN DAMIAN, Ianis | 12 | BRABO | 2:50.99 | 296 | 40.00 | 44.53 | 48.18 | 38.28 |
| 27. | HOEFMAN, Hannes | 12 | STW | 2:51.12 | 295 | 38.18 | 43.68 | 51.38 | 37.88 |
| 28. | CEUSTERS, Robin | 12 | BRABO | 2:51.21 | 295 | 38.74 | 45.09 | 50.56 | 36.82 |
| 29. | VERNIMMEN, Nicholas | 12 | LAQUA | 2:51.66 | 292 | 38.83 | 45.56 | 49.72 | 37.55 |
| 30. | MARTELÉ, Stan | 12 | MEGA | 2:51.94 | 291 | 38.45 | 43.04 | 52.92 | 37.53 |
| 31. | BOGAERTS, Sander | 12 | MEGA | 2:52.36 | 289 | 37.46 | 47.15 | 50.49 | 37.26 |
| 32. | GEUTJENS, Maxime | 12 | DMB | 2:52.85 | 286 | 38.31 | 42.95 | 52.08 | 39.51 |
| 33. | VAN DAELE, Nand | 12 | FAST | 2:53.23 | 285 | 37.82 | 44.45 | 50.86 | 40.10 |
| 34. | DEVUE, Nicolas | 12 | KAZS | 2:54.22 | 280 | 42.43 | 44.50 | 49.17 | 38.12 |
| 35. | NIJS, Bas | 12 | TRUST | 2:54.68 | 277 | 39.91 | 44.14 | 53.39 | 37.24 |
| 36. | MAERTENS, Toon | 12 | ZCT | 2:54.75 | 277 | 39.79 | 43.45 | 55.45 | 36.06 |
| 37. | CLERCKX, Thomas | 12 | AZV | 2:55.39 | 274 | 39.66 | 44.28 | 53.66 | 37.79 |
| 38. | COENE, Tiele | 12 | TIME | 2:55.68 | 273 | 37.66 | 44.25 | 56.56 | 37.21 |
| 39. | CALLEWAERT, Eben | 12 | BZK | 2:57.46 | 265 | 39.74 | 47.32 | 49.57 | 40.83 |
| 40. | DERAEMAECCKER, Mathia | 12 | LAQUA | 2:58.68 | 259 | 39.29 | 45.91 | 53.86 | 39.62 |
| 41. | BLOMME, Stan | 12 | TZT | 3:03.39 | 240 | 42.22 | 45.87 | 56.29 | 39.01 |
| dis | VERVLOET, Finn | 12 | GZVN | | | | | | |

SW 9.4.7.6 - Op het einde van het wedstrijdgedeelte schoolslag, heeft de zwemmer de muur niet met 2 handen gelijktijdig aangetikt of de handen op elkaar gelegd

FF THOLEN, Stijn 12 DMB
 FF VINCENT, Rune 12 ISWIM

Vlaamse Jeugd Talent Challenge 2025
Antwerp, 24 - 26/1/2025

Programmanr. 21, Jongens, 200m wisselslag

14 jaar

| | | | | | | | | | |
|-----|------------------------|----|-------|----------------|-----|-------|-------|-------|-------|
| 1. | THONON, Matisse | 11 | MEGA | 2:22.22 | 515 | 31.55 | 35.02 | 42.91 | 32.74 |
| 2. | DELIE, Vico | 11 | ISWIM | 2:23.93 | 496 | 30.56 | 38.28 | 42.57 | 32.52 |
| 3. | ONA, Cesar | 11 | GZVN | 2:25.83 | 477 | 30.89 | 38.84 | 42.14 | 33.96 |
| 4. | DE VALCK, Thibault | 11 | HOZT | 2:27.51 | 461 | 33.50 | 37.55 | 42.77 | 33.69 |
| 5. | HOOGHE, Mauro | 11 | ISWIM | 2:29.43 | 444 | 31.53 | 39.03 | 44.47 | 34.40 |
| 6. | PAUWELS, Millau | 11 | ISWIM | 2:31.24 | 428 | 32.52 | 40.84 | 44.82 | 33.06 |
| 7. | HUFKENS, Ilian | 11 | ZGEEL | 2:31.95 | 422 | 33.50 | 40.11 | 43.84 | 34.50 |
| 8. | BAERT, Miel | 11 | TIME | 2:32.03 | 421 | 31.37 | 38.52 | 48.45 | 33.69 |
| 9. | TACQ, Nathan | 11 | TIME | 2:33.23 | 411 | 34.57 | 39.48 | 44.24 | 34.94 |
| 10. | VANSTECHELMAN, Lucas | 11 | DDAT | 2:33.40 | 410 | 32.51 | 41.04 | 45.30 | 34.55 |
| 11. | DEBECKER, Matheo | 11 | DMI | 2:33.46 | 409 | 33.64 | 39.16 | 47.50 | 33.16 |
| 12. | LAFAUT, Jerome | 11 | MEGA | 2:33.77 | 407 | 33.27 | 39.60 | 45.81 | 35.09 |
| 13. | KEUSTERMANS, Lard | 11 | HOZT | 2:35.10 | 397 | 34.73 | 39.99 | 45.01 | 35.37 |
| 14. | TIELEN, Sander | 11 | DMB | 2:35.21 | 396 | 32.36 | 42.06 | 44.88 | 35.91 |
| 15. | SCHRAUWEN, Bjarne | 11 | TSZ | 2:35.67 | 392 | 33.72 | 39.07 | 48.43 | 34.45 |
| 16. | BAEYENS, Warre | 11 | TIME | 2:35.75 | 392 | 34.78 | 41.17 | 45.70 | 34.10 |
| 17. | DEMEYERE, Lars | 11 | UZKZ | 2:35.85 | 391 | 32.93 | 40.72 | 47.90 | 34.30 |
| 18. | TAYYEM, Abdo-almallek | 11 | HZS | 2:36.16 | 389 | 31.95 | 39.52 | 46.97 | 37.72 |
| 19. | ROOMAN, Egon | 11 | LAQUA | 2:36.61 | 385 | 34.49 | 40.56 | 45.91 | 35.65 |
| 20. | VANVYAENE, Matthys | 11 | TIME | 2:36.62 | 385 | 33.83 | 40.17 | 47.77 | 34.85 |
| 21. | GYULNAZARYAN, Max | 11 | WST | 2:37.06 | 382 | 31.62 | 40.01 | 50.57 | 34.86 |
| 22. | FREDERIX, Lou | 11 | DBT | 2:37.28 | 380 | 32.95 | 42.23 | 45.60 | 36.50 |
| 23. | KERSTENS, Bavo | 11 | BRABO | 2:37.29 | 380 | 32.59 | 38.55 | 51.39 | 34.76 |
| 24. | BALCAEN, Sander | 11 | UZKZ | 2:37.43 | 379 | 34.53 | 40.70 | 47.04 | 35.16 |
| 25. | DIERICK, Oscar | 11 | LAQUA | 2:38.05 | 375 | 35.30 | 38.59 | 50.40 | 33.76 |
| 26. | VAN HOEY BILLIET, R. | 11 | STW | 2:38.22 | 374 | 34.08 | 41.71 | 48.09 | 34.34 |
| 27. | STABEL, Jasper | 11 | KST | 2:38.50 | 372 | 33.58 | 42.21 | 45.79 | 36.92 |
| 28. | HALLET, Brent | 11 | STZ | 2:38.62 | 371 | 34.49 | 41.67 | 46.73 | 35.73 |
| 29. | QUARTIER, Matisse | 11 | ROSC | 2:38.95 | 368 | 34.84 | 41.82 | 48.78 | 33.51 |
| 30. | VAN DEN BREMT, Mathias | 11 | AZL | 2:39.29 | 366 | 33.66 | 42.52 | 48.95 | 34.16 |
| 31. | VANDERLINDEN, Roald | 11 | LAQUA | 2:40.05 | 361 | 34.41 | 42.21 | 47.53 | 35.90 |
| 32. | VRANKEN, Barend | 11 | DMB | 2:40.35 | 359 | 33.85 | 43.65 | 45.96 | 36.89 |
| 33. | POPPE, Warre | 11 | AZL | 2:40.60 | 357 | 36.56 | 40.71 | 46.92 | 36.41 |
| 34. | SCIACCA, Leandro | 11 | TSZ | 2:40.87 | 355 | 32.21 | 44.40 | 43.40 | 40.86 |
| 35. | SLUYTS, Tibe | 11 | WST | 2:41.00 | 355 | 35.21 | 40.42 | 50.25 | 35.12 |
| 36. | DEGRANDE, Vic | 11 | STA | 2:42.08 | 347 | 35.52 | 40.75 | 48.82 | 36.99 |
| 37. | FRANSEN, Dylano | 11 | PZC | 2:43.95 | 336 | 34.85 | 44.21 | 50.82 | 34.07 |
| 38. | DE DECKER, Tibe | 11 | MEGA | 2:44.42 | 333 | 38.22 | 40.57 | 49.29 | 36.34 |
| 39. | BOURDIAUDHY, Thibau | 11 | STW | 2:45.04 | 329 | 36.81 | 43.08 | 48.26 | 36.89 |
| 40. | GALLE, Lauris | 11 | TIME | 2:48.54 | 309 | 38.57 | 41.62 | 52.70 | 35.65 |
| 41. | ROOMAN, Hugues | 11 | LAQUA | 2:48.81 | 307 | 35.35 | 44.49 | 53.18 | 35.79 |
| 42. | THUYLIE, Vic | 11 | KZK | 2:49.18 | 305 | 38.42 | 42.72 | 51.16 | 36.88 |
| 43. | WILLEMS, Jerke | 11 | TIME | 2:50.98 | 296 | 36.74 | 44.58 | 52.67 | 36.99 |
| 44. | JANSSEN, Thibe | 11 | DBT | 2:52.21 | 290 | 37.98 | 44.71 | 51.03 | 38.49 |
| dis | WOJCIULA, Tymon | 11 | ZNA | | | | | | |

SW 9.4.7.6 - Op het einde van het wedstrijdgedeelte schoolslag, heeft de zwemmer de muur niet met 2 handen gelijktijdig aangetikt of de handen op elkaar gelegd

FF VETS, Wannes 11 KAZS
FF BEGUE, Milann 11 ZGEEL

Vlaamse Jeugd Talent Challenge 2025
 Antwerp, 24 - 26/1/2025

 Programmanr. 22
 25/01/2025 - 17:35

Meisjes, 200m rugslag

 13 - 14 jaar
 Resultaten

Punten: AQUA 2024

| Rang | Geb. | Tijd | Pnt | 50m | 100m | 150m | 200m | | |
|----------------|----------------------|------|-------|----------------|------|-------|-------|-------|-------|
| 13 jaar | | | | | | | | | |
| 1. | AELEN, Bente | 12 | STZ | 2:35.39 | 497 | 36.59 | 39.43 | | |
| 2. | EELBODE, Emelie | 12 | ZNA | 2:36.59 | 486 | 37.22 | 40.42 | | |
| 3. | VERLUYTEN, Niene | 12 | TSZ | 2:37.13 | 481 | 36.70 | 40.01 | 40.46 | 39.96 |
| 4. | VELGHE, Laura | 12 | IKZ | 2:37.42 | 478 | 36.74 | 40.90 | | |
| 5. | DE VREESE, Julie | 12 | MEGA | 2:41.09 | 446 | 38.39 | 41.22 | 41.05 | 40.43 |
| 6. | BLANCQUAERT, Camille | 12 | MEGA | 2:41.15 | 446 | 38.01 | 41.02 | 41.72 | 40.40 |
| 7. | DELPORTE, Elle | 12 | ZB | 2:41.20 | 445 | 38.07 | 41.29 | 42.48 | 39.36 |
| 8. | MELIS, Vlinder | 12 | KST | 2:41.22 | 445 | 36.75 | 42.29 | 43.38 | 38.80 |
| 9. | RUTSAERT, Emily | 12 | STA | 2:42.09 | 438 | 38.05 | 41.31 | 42.37 | 40.36 |
| 10. | ENGELEN, Floor | 12 | DBT | 2:42.73 | 433 | 38.60 | 41.63 | 42.87 | 39.63 |
| 11. | CLAEYS, Elena | 12 | TZT | 2:43.53 | 426 | 36.98 | 42.63 | 42.50 | 41.42 |
| 12. | BAHLOULA, Anissa | 12 | BRABO | 2:44.17 | 422 | 38.72 | 42.19 | 42.66 | 40.60 |
| 13. | LIBBRECHT, Zoë | 12 | UZKZ | 2:44.40 | 420 | 38.93 | 42.14 | 42.42 | 40.91 |
| 14. | DEKEIN, Yuta | 12 | ISWIM | 2:44.61 | 418 | 38.83 | 42.60 | 42.57 | 40.61 |
| 15. | VERSTRAETE, Linde | 12 | IKZ | 2:47.40 | 398 | 38.75 | 43.46 | 43.39 | 41.80 |
| 16. | TOUQUET, Eline | 12 | SCWR | 2:47.74 | 395 | 39.91 | 42.34 | 43.29 | 42.20 |
| 17. | THIENPOND, Nina | 12 | TIME | 2:48.40 | 390 | 38.59 | 43.22 | 44.37 | 42.22 |
| 18. | HUYBEN, Isolde | 12 | TZT | 2:48.67 | 389 | 40.18 | 43.23 | 43.63 | 41.63 |
| 19. | BAYENS, Nina | 12 | ZDKK | 2:51.04 | 373 | 41.02 | 45.01 | 44.10 | 40.91 |
| 20. | BOTERBERGH, Lieke | 12 | AST | 2:53.88 | 355 | 40.47 | 45.13 | 45.60 | 42.68 |
| 21. | MAES, Leonie | 12 | PZC | 2:53.91 | 354 | 40.68 | 43.96 | 45.61 | 43.66 |
| 22. | VANHAECKE, Juliette | 12 | MEGA | 2:55.76 | 343 | 41.29 | 44.94 | 45.81 | 43.72 |
| 23. | DELRUE, Aure | 12 | DMI | 2:55.85 | 343 | 39.84 | 44.54 | 45.32 | 46.15 |
| 24. | SCHOUTEDEN, Nienke | 12 | DMB | 3:01.38 | 312 | 41.02 | 46.39 | 48.07 | 45.90 |

14 jaar

| | | | | | | | | | |
|-----|-------------------------|----|-------|----------------|-----|-------|-------|-------|-------|
| 1. | LAMMENS, Mary | 11 | TZT | 2:33.53 | 515 | 35.74 | 39.58 | 39.81 | 38.40 |
| 2. | DEPAEPE, Elize | 11 | ROSC | 2:34.40 | 507 | 35.69 | 39.99 | 40.64 | 38.08 |
| 3. | STESSENS, Emma-Louis | 11 | TSZ | 2:34.78 | 503 | 36.29 | 40.03 | 40.40 | 38.06 |
| 4. | VANDERLINDEN, Paulien | 11 | BEST | 2:36.90 | 483 | 37.57 | 40.01 | 40.53 | 38.79 |
| 5. | MERTENS, Femke | 11 | SHARK | 2:37.85 | 474 | 36.21 | 40.38 | 41.57 | 39.69 |
| 6. | MAES, Noor | 11 | AST | 2:38.51 | 468 | 37.50 | 40.62 | 40.87 | 39.52 |
| 7. | VAN LITSENBORG, Aurélie | 11 | DBT | 2:38.52 | 468 | 37.49 | 39.78 | | |
| 8. | LAUWERS, Sofie | 11 | KST | 2:38.68 | 467 | 36.99 | 40.17 | | |
| 9. | DE BRUYCKER, Chloë | 11 | TZT | 2:38.69 | 467 | 36.49 | 40.04 | 41.51 | 40.65 |
| 10. | DARRAS, Nina | 11 | TZT | 2:40.17 | 454 | 38.18 | 40.21 | | |
| 11. | BONASSI, Hélène | 11 | UZKZ | 2:40.37 | 452 | 37.50 | 40.37 | | |
| 12. | VAN BOCKSTAL, Yoanna | 11 | HOZT | 2:41.35 | 444 | 37.86 | 41.20 | | |
| 13. | KERCKHOFS, Nienke | 11 | BEST | 2:42.40 | 435 | 37.71 | 42.22 | 42.32 | 40.15 |
| 14. | SCHACHT, Hanne | 11 | IKZ | 2:42.88 | 432 | 36.54 | 41.63 | 43.36 | 41.35 |
| 15. | WEVERS, Gitte | 11 | DMB | 2:42.97 | 431 | 37.81 | 41.80 | 42.64 | 40.72 |
| 16. | GANTOIS, Janne | 11 | BZK | 2:43.53 | 426 | 38.17 | 41.96 | 41.84 | 41.56 |
| 17. | MALFAIT, Lizanna (Lizi) | 11 | FAST | 2:43.59 | 426 | 38.03 | 42.15 | 42.53 | 40.88 |
| 18. | LINSKENS, Elloise | 11 | TZT | 2:45.10 | 414 | 39.01 | 41.65 | 43.21 | 41.23 |
| 19. | THEWISSEN, Mirthe | 11 | HZS | 2:45.86 | 409 | 40.06 | 43.16 | 42.89 | 39.75 |
| 20. | SARGESJAN, Nala | 11 | HZS | 2:45.99 | 408 | 38.98 | 43.01 | 43.20 | 40.80 |
| 21. | DE BRUYNE, Silke | 11 | ISWIM | 2:46.18 | 406 | 38.29 | 41.82 | 43.88 | 42.19 |
| 22. | KEMPS, Elize | 11 | MOZKA | 2:46.34 | 405 | 38.77 | 42.74 | 43.83 | 41.00 |
| 23. | VANLANCKER, Ynthe | 11 | DMI | 2:46.35 | 405 | 39.36 | 42.00 | 43.15 | 41.84 |
| 24. | POEL, Maren | 11 | DBT | 2:47.06 | 400 | 39.43 | 41.96 | 44.11 | 41.56 |
| 25. | VANDEKERCKHOVE, J. | 11 | TZT | 2:48.71 | 388 | 39.30 | 43.29 | 43.98 | 42.14 |
| 26. | KERCKHOFS, Kaat | 11 | DMB | 2:50.42 | 377 | 40.23 | 43.62 | 44.53 | 42.04 |
| 27. | VANGELOVEN, Fran | 11 | DMB | 2:52.06 | 366 | 40.90 | 44.46 | 44.54 | 42.16 |
| 28. | VERDOOD, Pip | 11 | ZVL | 2:54.93 | 348 | 40.45 | 43.78 | 46.03 | 44.67 |

Vlaamse Jeugd Talent Challenge 2025
Antwerp, 24 - 26/1/2025

Programmanr. 22, Meisjes, 200m rugslag, 14 jaar

| Rang | Geb. | Tijd | Pnt | 50m | 100m | 150m | 200m |
|------|---|------|------|-----|------|------|------|
| dis | VANDEVENNE, Liah | 11 | DBT | | | | |
| | <i>SW 6.4.c - Keerpunt niet dadelijk ingezet na borstligging en/of armtrek beweging</i> | | | | | | |
| FF | VAN HOUCKE, Imke | 11 | KWZC | | | | |



**Vlaamse Jeugd Talent Challenge 2025
Antwerp, 24 - 26/1/2025**
**Programmanr. 23
25/01/2025 - 18:00**
Jongens, 4 x 100m vrije slag
**13 - 14 jaar
Resultaten**

Punten: AQUA 2024

| Rang | | | | | | Tijd | Pnt | |
|------|-----------------------|----|-------|--------------|---------------------------|----------------|-------|---------|
| 1. | ISWIM | | | ISWIM | | 4:05.13 | 452 | |
| | PAUWELS, Millau | 11 | 28.55 | 1:00.25 | BEHEYT, Mathis | 12 | 31.50 | 1:06.15 |
| | HOOGHE, Mauro | 11 | 29.10 | 1:00.81 | DELIE, Vico | 11 | 27.98 | 57.92 |
| 2. | TIME | | | TIME | | 4:10.82 | 422 | |
| | VANVYAENE, Matthys | 11 | 29.93 | 1:01.95 | BAEYENS, Warre | 11 | 31.03 | 1:05.09 |
| | VANSTEENKISTE, Victor | 12 | 30.01 | 1:03.27 | BAERT, Miel | 11 | 28.19 | 1:00.51 |
| 3. | MEGA | | | MEGA | | 4:13.67 | 408 | |
| | THONON, Matisse | 11 | 28.46 | 59.69 | BOGAERTS, Sander | 12 | 32.14 | 1:08.99 |
| | DE DECKER, Tibe | 11 | 31.04 | 1:05.75 | LAFAUT, Jerome | 11 | | 59.24 |
| 4. | BRABO | | | BRABO | | 4:13.99 | 407 | |
| | SZABO, Peter | 11 | 29.06 | 1:00.77 | ALEGRE, Agustin | 12 | 31.55 | 1:06.54 |
| | SHIRVILL, Casper | 11 | 31.69 | 1:05.05 | KERSTENS, Bavo | 11 | 29.38 | 1:01.63 |
| 5. | LAQUA | | | LAQUA | | 4:16.51 | 395 | |
| | DIERICK, Oscar | 11 | 31.02 | 1:03.67 | VANDERLINDEN, Roald | 11 | 31.36 | 1:05.07 |
| | ROOMAN, Egon | 11 | 30.22 | 1:03.55 | ROOMAN, Hugues | 11 | 31.02 | 1:04.22 |
| 6. | DMB | | | DMB | | 4:16.82 | 393 | |
| | TIELEN, Sander | 11 | 29.73 | 1:04.29 | EVENS, Vince | 11 | 31.26 | 1:04.13 |
| | VANDIJCK, Samuel | 12 | 29.33 | 1:02.70 | WALTERUS, Kilyan | 12 | 31.38 | 1:05.70 |
| 7. | HOZT | | | HOZT | | 4:19.88 | 380 | |
| | JACOBS, Casper | 12 | 31.61 | 1:09.10 | KEUSTERMANS, Lard | 11 | 30.59 | 1:05.10 |
| | DE VALCK, Thibault | 11 | 28.28 | 59.26 | COUVREUR, Fred | 12 | 31.61 | 1:06.42 |
| 8. | STZ | | | STZ | | 4:23.92 | 362 | |
| | VANDAELE, Felix | 11 | 31.96 | 1:10.51 | HALLET, Brent | 11 | 30.11 | 1:03.23 |
| | LESCRAUWAET, Max | 12 | 31.24 | 1:06.40 | VANOLANDE, Thibault | 12 | | 1:03.78 |
| 9. | KZK | | | KZK | | 4:26.08 | 354 | |
| | VANDEMAELE, Jacob | 11 | 30.82 | 1:03.97 | VANNESTE, Daan | 12 | 32.14 | 1:08.27 |
| | THUYLIE, Vic | 11 | 32.31 | 1:07.52 | PICEU, Seppe | 12 | 31.26 | 1:06.32 |
| 10. | STW | | | STW | | 4:29.30 | 341 | |
| | VAN GOETHEM, Arthur | 12 | 31.92 | 1:07.30 | VAN HOEY BILLIET, Raphaël | 11 | 31.27 | 1:05.62 |
| | HOEFMAN, Hannes | 12 | 31.98 | 1:08.17 | BOURDIAUDHY, Thibau | 11 | 31.82 | 1:08.21 |

Vlaamse Jeugd Talent Challenge 2025
Antwerp, 24 - 26/1/2025

Programmanr. 24
25/01/2025 - 18:10

Meisjes, 4 x 100m vrije slag

13 - 14 jaar
Resultaten

Punten: AQUA 2024

| Rang | | | | | | Tijd | Pnt |
|------|--------------------------|----|-------|--------------|-------------------------|----------------|---------------|
| 1. | TZT | | | TZT | | 4:08.80 | 583 |
| | DE BRUYCKER, Chloë | 11 | 29.35 | 1:00.22 | LINSKENS, Elloise | 11 | 31.13 1:04.98 |
| | VANDEKERCKHOVE, Juliette | 11 | 30.23 | 1:03.35 | LAMMENS, Mary | 11 | 29.43 1:00.25 |
| 2. | DBT | | | DBT | | 4:13.20 | 554 |
| | BROUWERS, Charlotte | 11 | 28.89 | 1:00.49 | VAN LITSENBORG, Aurélie | 11 | 30.78 1:04.13 |
| | VANDEVENNE, Liah | 11 | 29.01 | 1:01.05 | POEL, Maren | 11 | 31.35 1:07.53 |
| 3. | ISWIM | | | ISWIM | | 4:24.86 | 484 |
| | CAENEPEEL, Aimée | 11 | 31.70 | 1:06.70 | DEKEIN, Yuta | 12 | 32.15 1:07.47 |
| | DE BRUYNE, Silke | 11 | 31.57 | 1:06.95 | VANDERMARLIERE, Juna | 11 | 29.95 1:03.74 |
| 4. | BZK | | | BZK | | 4:24.88 | 483 |
| | MESTDAGH, Laure | 11 | 30.07 | 1:02.89 | VAN ISEGHEM, Phéline | 12 | 33.30 1:10.95 |
| | HAUTEKIET, Nanoe | 11 | 31.21 | 1:06.67 | GANTOIS, Janne | 11 | 29.93 1:04.37 |
| 5. | TSZ | | | TSZ | | 4:25.63 | 479 |
| | GAUDAEN, Maud | 11 | 31.18 | 1:06.05 | DEBRABANDERE, Leonie | 12 | 32.62 1:08.40 |
| | STESSENS, Emma-Louise | 11 | 30.45 | 1:05.98 | VERLUYTEN, Niene | 12 | 30.82 1:05.20 |
| 6. | ZDKK 1 | | | ZDKK | | 4:33.40 | 440 |
| | GULDEMONT, Nell | 11 | 33.62 | 1:11.41 | DE SMET, Lily | 12 | 32.25 1:08.38 |
| | BULLEN, Lotte | 11 | 32.19 | 1:07.79 | BAYENS, Nina | 12 | 31.32 1:05.82 |
| 7. | MEGA | | | MEGA | | 4:35.06 | 432 |
| | CLAEYS, Romee | 12 | 33.30 | 1:10.78 | VANHAECKE, Juliette | 12 | 33.43 1:11.72 |
| | BLANCQUAERT, Camille | 12 | 32.30 | 1:07.79 | DE VREESE, Julie | 12 | 30.68 1:04.77 |
| 8. | DMB | | | DMB | | 4:38.32 | 417 |
| | KERKHOFS, Kaat | 11 | 33.84 | 1:10.15 | DE BELDER, Kato | 12 | 33.69 1:10.31 |
| | VANGELOVEN, Fran | 11 | 32.36 | 1:07.24 | WEVERVS, Gitte | 11 | 32.83 1:10.62 |
| 9. | ZN | | | ZN | | 4:41.73 | 402 |
| | VERMAELEN, Miya | 12 | 34.76 | 1:10.07 | BIERINCKX, Mie | 12 | 30.82 1:05.65 |
| | BASSTANIE, Liene | 12 | 33.65 | 1:11.36 | CLAES, Jade | 12 | 34.71 1:14.65 |



Vlaamse Jeugd Talent Challenge 2025
Antwerp, 24 - 26/1/2025

Programmanr. 25
26/01/2025 - 9:00

Meisjes, 200m vlinderslag

13 - 14 jaar
Resultaten

Punten: AQUA 2024

| Rang | Geb. | Tijd | Pnt | 50m | 100m | 150m | 200m | | |
|----------------|--------------------|------|-------|----------------|------|-------|-------|-------|-------|
| 13 jaar | | | | | | | | | |
| 1. | VERRET, Julie | 12 | ZS | 2:47.61 | 383 | 35.47 | 40.31 | 45.21 | 46.62 |
| 2. | VERSTRAETE, Linde | 12 | IKZ | 3:03.33 | 293 | 39.04 | 46.78 | 48.62 | 48.89 |
| 14 jaar | | | | | | | | | |
| 1. | DE BRUYCKER, Chloë | 11 | TZT | 2:31.07 | 524 | 33.12 | 37.85 | 39.92 | 40.18 |
| 2. | FEYS, Farah | 11 | KZK | 2:41.05 | 432 | 34.36 | 40.41 | 42.43 | 43.85 |
| 3. | CAENEPEEL, Aimée | 11 | ISWIM | 2:52.13 | 354 | 36.20 | 43.94 | 46.31 | 45.68 |



Vlaamse Jeugd Talent Challenge 2025
 Antwerp, 24 - 26/1/2025

 Programmanr. 26
 26/01/2025 - 9:05

Jongens, 400m wisselslag


 13 - 14 jaar
 Resultaten

Punten: AQUA 2024

| Rang | | | Geb. | | | | | | Tijd | Pnt | | |
|----------------|--|---------|-------|-------|---------|-------|-------|---------|----------------|-------|---------|-------|
| 13 jaar | | | | | | | | | | | | |
| 1. | VANSTEENKISTE, Victor | | 12 | TIME | | | | | 5:26.71 | 408 | | |
| | 50m: | 34.92 | 35.80 | 150m: | 1:58.18 | 39.77 | 250m: | 3:26.71 | 48.90 | 350m: | 4:51.94 | 36.13 |
| | 100m: | 1:18.41 | 42.61 | 200m: | 2:37.81 | 39.63 | 300m: | 4:15.81 | 49.10 | 400m: | 5:26.71 | 34.77 |
| 2. | PICEU, Seppe | | 12 | KZK | | | | | 5:32.85 | 386 | | |
| | 50m: | 34.92 | 34.92 | 150m: | 1:59.75 | 41.65 | 250m: | 3:27.29 | 46.44 | 350m: | 4:54.97 | 39.10 |
| | 100m: | 1:18.10 | 43.18 | 200m: | 2:40.85 | 41.10 | 300m: | 4:15.87 | 48.58 | 400m: | 5:32.85 | 37.88 |
| 3. | VANNESTE, Daan | | 12 | KZK | | | | | 5:35.62 | 377 | | |
| | 50m: | 34.14 | 34.14 | 150m: | 2:00.40 | 45.33 | 250m: | 3:30.16 | 47.17 | 350m: | 4:58.07 | 39.33 |
| | 100m: | 1:15.07 | 40.93 | 200m: | 2:42.99 | 42.59 | 300m: | 4:18.74 | 48.58 | 400m: | 5:35.62 | 37.55 |
| 4. | DE BIE, Daan | | 12 | FIRST | | | | | 5:35.96 | 376 | | |
| | 50m: | 34.00 | 34.00 | 150m: | 1:57.28 | 42.71 | 250m: | 3:30.99 | 50.69 | 350m: | 4:58.84 | 38.46 |
| | 100m: | 1:14.57 | 40.57 | 200m: | 2:40.30 | 43.02 | 300m: | 4:20.38 | 49.39 | 400m: | 5:35.96 | 37.12 |
| 5. | DILLEN, Finn | | 12 | ZGEEL | | | | | 5:36.58 | 373 | | |
| | 50m: | 35.64 | 35.64 | 150m: | 2:02.76 | 44.05 | 250m: | 3:32.41 | 46.31 | 350m: | 5:00.53 | 39.65 |
| | 100m: | 1:18.71 | 43.07 | 200m: | 2:46.10 | 43.34 | 300m: | 4:20.88 | 48.47 | 400m: | 5:36.58 | 36.05 |
| 6. | CHABOTTIER, Largo | | 12 | KLSVZ | | | | | 5:45.27 | 346 | | |
| | 50m: | 35.35 | 35.35 | 150m: | 2:02.34 | 45.84 | 250m: | 3:36.97 | 50.10 | 350m: | 5:06.14 | 38.90 |
| | 100m: | 1:16.50 | 41.15 | 200m: | 2:46.87 | 44.53 | 300m: | 4:27.24 | 50.27 | 400m: | 5:45.27 | 39.13 |
| 7. | VANDIJCK, Samuel | | 12 | DMB | | | | | 5:50.43 | 331 | | |
| | 50m: | 36.43 | 36.43 | 150m: | 2:04.91 | 46.27 | 250m: | 3:40.56 | 51.29 | 350m: | 5:14.75 | 41.58 |
| | 100m: | 1:18.64 | 42.21 | 200m: | 2:49.27 | 44.36 | 300m: | 4:33.17 | 52.61 | 400m: | 5:50.43 | 35.68 |
| 8. | VERTESSEN, Wout | | 12 | DBT | | | | | 5:51.56 | 328 | | |
| | 50m: | 37.05 | 37.05 | 150m: | 2:05.83 | 45.77 | 250m: | 3:39.89 | 48.68 | 350m: | 5:11.53 | 41.46 |
| | 100m: | 1:20.06 | 43.01 | 200m: | 2:51.21 | 45.38 | 300m: | 4:30.07 | 50.18 | 400m: | 5:51.56 | 40.03 |
| 9. | VAN GOETHEM, Arthur | | 12 | STW | | | | | 5:56.40 | 315 | | |
| | 50m: | 37.52 | 37.52 | 150m: | 2:10.59 | 45.97 | 250m: | 3:44.98 | 49.71 | 350m: | 5:17.10 | 41.22 |
| | 100m: | 1:24.62 | 47.10 | 200m: | 2:55.27 | 44.68 | 300m: | 4:35.88 | 50.90 | 400m: | 5:56.40 | 39.30 |
| 10. | DEVUE, Nicolas | | 12 | KAZS | | | | | 6:08.91 | 284 | | |
| | 50m: | 41.35 | 41.35 | 150m: | 2:21.60 | 47.08 | 250m: | 3:57.66 | 50.96 | 350m: | 5:32.25 | 42.77 |
| | 100m: | 1:34.52 | 53.17 | 200m: | 3:06.70 | 45.10 | 300m: | 4:49.48 | 51.82 | 400m: | 6:08.91 | 36.66 |
| dis | COUVREUR, Fred | | 12 | HOZT | | | | | | | | |
| | <i>SW9.4.6.5a - Op het einde van het wedstrijdgedeelte rugslag, heeft de zwemmer bij de aankomst de muur niet aangetroffen in rugligging</i> | | | | | | | | | | | |

14 jaar


| | | | | | | | | | | | | |
|----|----------------------|---------|-------|-------|---------|-------|-------|---------|----------------|-------|---------|-------|
| 1. | DELIE, Vico | | 11 | ISWIM | | | | | 5:07.56 | 490 | | |
| | 50m: | 31.62 | 31.62 | 150m: | 1:50.07 | 40.86 | 250m: | 3:13.74 | 44.24 | 350m: | 4:33.34 | 34.86 |
| | 100m: | 1:09.21 | 37.59 | 200m: | 2:29.50 | 39.43 | 300m: | 3:58.48 | 44.74 | 400m: | 5:07.56 | 34.22 |
| 2. | ONA, Cesar | | 11 | GZVN | | | | | 5:10.49 | 476 | | |
| | 50m: | 32.20 | 32.20 | 150m: | 1:52.37 | 41.47 | 250m: | 3:15.78 | 43.66 | 350m: | 4:36.03 | 36.10 |
| | 100m: | 1:10.90 | 38.70 | 200m: | 2:32.12 | 39.75 | 300m: | 3:59.93 | 44.15 | 400m: | 5:10.49 | 34.46 |
| 3. | VANSTECHELMAN, Lucas | | 11 | DDAT | | | | | 5:26.54 | 409 | | |
| | 50m: | 34.70 | 34.70 | 150m: | 1:58.73 | 42.87 | 250m: | 3:27.04 | 46.69 | 350m: | 4:51.08 | 36.96 |
| | 100m: | 1:15.86 | 41.16 | 200m: | 2:40.35 | 41.62 | 300m: | 4:14.12 | 47.08 | 400m: | 5:26.54 | 35.46 |
| 4. | KEUSTERMANS, Lard | | 11 | HOZT | | | | | 5:32.29 | 388 | | |
| | 50m: | 36.43 | 36.43 | 150m: | 2:02.03 | 44.17 | 250m: | 3:29.24 | 46.25 | 350m: | 4:56.46 | 39.85 |
| | 100m: | 1:17.86 | 41.43 | 200m: | 2:42.99 | 40.96 | 300m: | 4:16.61 | 47.37 | 400m: | 5:32.29 | 35.83 |



Vlaamse Jeugd Talent Challenge 2025
Antwerp, 24 - 26/1/2025

Programmanr. 26, Jongens, 400m wisselslag, 14 jaar

| Rang | | | Geb. | | | | | | Tijd | Pnt |
|------|---|---------------|-------|---------------|-------|---------------|-------|---------------|----------------|-----|
| 5. | QUARTIER, Matisse | | 11 | ROSC | | | | | 5:34.11 | 382 |
| | 50m: | 35.59 35.59 | 150m: | 2:00.91 42.89 | 250m: | 3:32.81 49.36 | 350m: | 4:59.22 35.52 | | |
| | 100m: | 1:18.02 42.43 | 200m: | 2:43.45 42.54 | 300m: | 4:23.70 50.89 | 400m: | 5:34.11 34.89 | | |
| 6. | BAEYENS, Warre | | 11 | TIME | | | | | 5:37.37 | 371 |
| | 50m: | 37.75 37.75 | 150m: | 2:07.00 43.54 | 250m: | 3:36.77 47.94 | 350m: | 5:02.21 36.62 | | |
| | 100m: | 1:23.46 45.71 | 200m: | 2:48.83 41.83 | 300m: | 4:25.59 48.82 | 400m: | 5:37.37 35.16 | | |
| 7. | STABEL, Jasper | | 11 | KST | | | | | 5:37.97 | 369 |
| | 50m: | 34.31 34.31 | 150m: | 2:04.33 44.24 | 250m: | 3:33.13 46.27 | 350m: | 5:00.07 38.88 | | |
| | 100m: | 1:20.09 45.78 | 200m: | 2:46.86 42.53 | 300m: | 4:21.19 48.06 | 400m: | 5:37.97 37.90 | | |
| 8. | VAN HOEY BILLIET, Raphaël | | 11 | STW | | | | | 5:49.08 | 335 |
| | 50m: | 35.77 35.77 | 150m: | 2:05.52 44.95 | 250m: | 3:40.20 50.81 | 350m: | 5:12.73 40.81 | | |
| | 100m: | 1:20.57 44.80 | 200m: | 2:49.39 43.87 | 300m: | 4:31.92 51.72 | 400m: | 5:49.08 36.35 | | |
| dis | VAN DEN BREMT, Mathias | | 11 | AZL | | | | | | |
| | <i>SW 6.2 - Rugligging verlaten, behalve bij KP met borstligging</i> | | | | | | | | | |
| dis | TACQ, Nathan | | 11 | TIME | | | | | | |
| | <i>SW9.4.6.5a - Op het einde van het wedstrijdgedeelte rugslag, heeft de zwemmer bij de aankomst de muur niet aangetikt in rugligging</i> | | | | | | | | | |
| FF | VRANKEN, Barend | | 11 | DMB | | | | | | |
| FF | VETS, Wannes | | 11 | KAZS | | | | | | |
| FF | HALLET, Brent | | 11 | STZ | | | | | | |
| FF | VANDERLINDEN, Roald | | 11 | LAQUA | | | | | | |



Vlaamse Jeugd Talent Challenge 2025
 Antwerp, 24 - 26/1/2025

 Programmanr. 27
 26/01/2025 - 9:30

Meisjes, 100m schoolslag

 11 - 12 jaar
 Resultaten

Punten: AQUA 2024


| Rang | Geb. | Tijd | Pnt |
|----------------|----------------------------|----------|--------------------|
| 11 jaar | | | |
| 1. | ROGIERS, Layla | 14 LAQUA | 1:28.81 376 |
| 2. | DERRE, Fleur | 14 TSZ | 1:32.83 329 |
| 3. | LOWAGIE, Lily | 14 VZV | 1:32.97 328 |
| 4. | VREYS, Anse | 14 DBT | 1:33.16 326 |
| 5. | SOARES ALMEIDA, Anna | 14 LAQUA | 1:33.76 319 |
| 6. | DIERCKX, Astrid | 14 KST | 1:35.21 305 |
| 7. | BEIJNSBERGER, Louise | 14 DMB | 1:35.73 300 |
| 8. | PEERSMAN, Malin | 14 LAQUA | 1:36.55 293 |
| 9. | GHEKIERE, June | 14 ZB | 1:36.67 291 |
| 10. | DE BIE, Lize | 14 FIRST | 1:37.41 285 |
| 11. | RYCKEMAN, Ella | 14 ROSC | 1:37.96 280 |
| 12. | VAN HEES, Lenthel | 14 DBT | 1:38.52 275 |
| 13. | MELIS, Fee | 14 KST | 1:40.00 263 |
| 14. | ANTIPINA, Alexandra | 14 LAQUA | 1:40.62 258 |
| 15. | CLAESSENS, Isa-Beau | 14 GZVN | 1:41.81 249 |
| 16. | SCHOOFS, Elise | 14 BRABO | 1:42.05 248 |
| 17. | LAUREYSENS, Jutta | 14 ZN | 1:42.75 243 |
| 18. | VAN DE VYVERE, Lena | 14 STW | 1:43.88 235 |
| 19. | VANDER HOOGERSTRAETE, Nora | 14 MEGA | 1:44.04 234 |
| 20. | VANDENVEN, Saar | 14 BRABO | 1:44.08 233 |
| 21. | ROSSEEL, Janne | 14 TRUST | 1:44.26 232 |
| 22. | CASTELEYN, Dieuwertje | 14 HZA | 1:44.27 232 |
| 23. | DE WIT, Flore | 14 BRABO | 1:44.99 227 |
| 24. | VANSTEENKISTE, Marilou | 14 IKZ | 1:45.07 227 |
| 25. | HUYBEN, Stien | 14 TZT | 1:45.60 223 |
| 26. | VAN GOETHEM, Lotte | 14 SWEM | 1:45.82 222 |
| 27. | SWINNEN, Paulien | 14 DBT | 1:46.54 218 |
| 28. | DIEUSAERT, Roselien | 14 ROSC | 1:47.03 215 |
| 29. | KENIS, Sterre | 14 HOZT | 1:47.09 214 |
| 30. | NEUVILLE, Axelle | 14 HZA | 1:47.32 213 |
| 31. | CLAES, Janne | 14 DBT | 1:47.39 212 |
| 32. | TYAGI, Yashwini | 14 LAQUA | 1:47.52 212 |
| 33. | DEWITTE, Elise | 14 BZK | 1:47.82 210 |
| 34. | DE RIDDER, Roxane | 14 ZGEEL | 1:48.24 207 |
| 35. | NULENS, Azzurra | 14 DMB | 1:48.84 204 |
| 36. | WEGENER, Lena | 14 SCZ | 1:49.00 203 |
| 37. | HIEMELEERS, Fien | 14 HZS | 1:52.25 186 |
| 38. | VANESBECK, Emma | 14 PZC | 1:52.51 185 |
| 39. | TUYTENS, Laure | 14 UZKZ | 1:53.30 181 |
| 40. | TYVAERT, Babette | 14 ISWIM | 1:53.45 180 |
| 41. | VANPOUCKE, Lotte | 14 TZT | 1:53.69 179 |
| 42. | VAN DEN HEUVEL, Aude | 14 TSZ | 1:54.91 173 |
| 43. | WILLAERT, Naomi | 14 SOS | 1:55.07 173 |
| 44. | VERNIEUWE, Leanne | 14 TZT | 1:55.81 169 |
| 45. | DELCOIGNE, Ella | 14 DDAT | 1:56.85 165 |
| 46. | DEKEIN, Marthe | 14 ISWIM | 1:59.50 154 |
| FF | KOLICHEVA, Katalaya | 14 AST | |

Vlaamse Jeugd Talent Challenge 2025
 Antwerp, 24 - 26/1/2025

Programmanr. 27, Meisjes, 100m schoolslag

12 jaar

| | | | | | |
|-----|-------------------------|----|-------|----------------|-----|
| 1. | VAN DER PLAS, Lotte | 13 | MEGA | 1:24.46 | 437 |
| 2. | LONCKE, Jutta | 13 | STA | 1:26.38 | 409 |
| 3. | NOUWEN, Fleur | 13 | DMB | 1:31.40 | 345 |
| 4. | VAN BUNDER, Inez | 13 | TSZ | 1:31.78 | 341 |
| 5. | THEUWISSEN, Nore | 13 | DMB | 1:32.03 | 338 |
| 6. | DAS, Louise | 13 | STZC | 1:32.20 | 336 |
| 7. | DEPLOIGE, Felien | 13 | TRUST | 1:32.41 | 334 |
| 8. | LOWAGIE, Lola | 13 | VZV | 1:32.48 | 333 |
| 9. | BEULENS, Lotte | 13 | FIRST | 1:32.81 | 329 |
| 10. | LAGACIE, Axelle | 13 | IKZ | 1:32.95 | 328 |
| 11. | DE WEVER, Maud | 13 | IKZ | 1:33.38 | 323 |
| 12. | VAN DE WOUWER, Myrthe | 13 | HZA | 1:33.73 | 320 |
| 13. | PIRA, Anne-Sophie | 13 | DBT | 1:34.52 | 312 |
| 14. | MATTHEEUSEN, Ella | 13 | AZK | 1:34.61 | 311 |
| 15. | DE SMET, Amélie | 13 | STW | 1:34.92 | 308 |
| 16. | WYNANTS, Hanne | 13 | TRUST | 1:36.19 | 296 |
| 17. | LAMMENS, Alix | 13 | LZV | 1:36.65 | 292 |
| 18. | DEVUYST, Oona | 13 | ROSC | 1:36.83 | 290 |
| 19. | PIESSENS, Marie | 13 | ZCT | 1:37.18 | 287 |
| 20. | WAIGNEIN, Rosie | 13 | MEGA | 1:37.24 | 286 |
| 21. | BIESEMANS, Jana | 13 | ZIOS | 1:37.70 | 282 |
| 22. | TAVERNIER, Lucia | 13 | MEGA | 1:37.84 | 281 |
| 23. | BOGAERT, Hanne | 13 | FIRST | 1:38.15 | 278 |
| 24. | NUYTKENS, Marie | 13 | ZCK | 1:38.53 | 275 |
| 25. | DEVUE, Rosalie | 13 | KAZS | 1:38.80 | 273 |
| 26. | LAGA, Lore | 13 | SOS | 1:39.17 | 270 |
| 27. | AELBRECHT, Juliette | 13 | ZCK | 1:39.19 | 270 |
| 28. | VANHEESWIJCK, Amelea | 13 | DMB | 1:39.38 | 268 |
| 29. | DECALUWÉ, Elouise | 13 | ZCT | 1:39.62 | 266 |
| 30. | VANDENBROUCKE, Febe | 13 | TZT | 1:39.74 | 265 |
| 31. | JANSSEN, Lucy | 13 | ZCT | 1:39.77 | 265 |
| 32. | VLISSAKS, Rosalie | 13 | PZC | 1:39.82 | 265 |
| 33. | LESSELIERS, Emily | 13 | ZS | 1:40.07 | 263 |
| 34. | VAN ROY, Onah | 13 | ALZV | 1:40.10 | 262 |
| 35. | VAN STEENKISTE, Lia | 13 | TZT | 1:40.12 | 262 |
| 36. | PETKOVA, Sofia | 13 | SCZ | 1:40.75 | 257 |
| 37. | VANDEWAERDE, Oobe | 13 | DMB | 1:40.85 | 257 |
| 38. | BARTHOLOMEUS, Florianne | 13 | VZV | 1:41.36 | 253 |
| | CREMER, Fotini | 13 | DBT | 1:41.36 | 253 |
| 40. | JANSSENS, Lieze | 13 | DBT | 1:41.46 | 252 |
| 41. | WYFFELS, Louise Marie | 13 | DDAT | 1:41.64 | 251 |
| 42. | MAES, Hanne | 13 | AST | 1:43.30 | 239 |
| 43. | ADRIAENSEN, Lena | 13 | MOZKA | 1:43.40 | 238 |
| 44. | VOLDERS, Ella | 13 | ZVL | 1:44.38 | 231 |
| 45. | REMANS, Rosalie | 13 | TRUST | 1:44.86 | 228 |
| 46. | VAN TILBURG, Frauke | 13 | ZGEEL | 1:45.39 | 225 |
| 47. | MOXHET, Tess | 13 | DIZV | 1:45.84 | 222 |
| dis | DE JONG, Suzan | 13 | ZALM | | |
| | SW 4.4 - valse start | | | | |
| FF | VERSPECHT, Kaat | 13 | ZCK | | |



Vlaamse Jeugd Talent Challenge 2025
 Antwerp, 24 - 26/1/2025

 Programmanr. 28
 26/01/2025 - 9:55

Jongens, 400m vrije slag

 11 - 12 jaar
 Resultaten

Punten: AQUA 2024

| Rang | | | Geb. | | | Tijd | Pnt | |
|----------------|-------------------|---------------|-------|---------------|-------|----------------|-------|---------------|
| 11 jaar | | | | | | | | |
| 1. | GINKELS, Robbe | | 14 | LAQUA | | 5:16.78 | 335 | |
| | 50m: | 36.00 36.00 | 150m: | 1:56.92 40.54 | 250m: | 3:17.49 39.88 | 350m: | 4:38.66 40.18 |
| | 100m: | 1:16.38 40.38 | 200m: | 2:37.61 40.69 | 300m: | 3:58.48 40.99 | 400m: | 5:16.78 38.12 |
| 2. | MERTENS, Dieter | | 14 | SHARK | | 5:17.13 | 334 | |
| | 50m: | 35.82 35.82 | 150m: | 1:56.66 40.51 | 250m: | 3:18.74 40.92 | 350m: | 4:39.67 39.45 |
| | 100m: | 1:16.15 40.33 | 200m: | 2:37.82 41.16 | 300m: | 4:00.22 41.48 | 400m: | 5:17.13 37.46 |
| 3. | BEUSELINCK, Liam | | 14 | SCWR | | 5:22.67 | 317 | |
| | 50m: | 36.96 36.96 | 150m: | 1:59.50 41.27 | 250m: | 3:22.50 41.65 | 350m: | 4:44.91 41.19 |
| | 100m: | 1:18.23 41.27 | 200m: | 2:40.85 41.35 | 300m: | 4:03.72 41.22 | 400m: | 5:22.67 37.76 |
| 4. | GOEMAERE, Cyriel | | 14 | KZK | | 5:24.92 | 310 | |
| | 50m: | 36.21 36.21 | 150m: | 1:59.11 42.08 | 250m: | 3:22.84 42.21 | 350m: | 4:46.53 41.01 |
| | 100m: | 1:17.03 40.82 | 200m: | 2:40.63 41.52 | 300m: | 4:05.52 42.68 | 400m: | 5:24.92 38.39 |
| 5. | DE VREESE, Seppe | | 14 | MEGA | | 5:32.59 | 289 | |
| | 50m: | 38.03 38.03 | 150m: | 2:02.88 43.11 | 250m: | 3:27.71 41.85 | 350m: | 4:53.60 43.18 |
| | 100m: | 1:19.77 41.74 | 200m: | 2:45.86 42.98 | 300m: | 4:10.42 42.71 | 400m: | 5:32.59 38.99 |
| 6. | VANDEPUTTE, Jorbe | | 14 | IKZ | | 5:34.23 | 285 | |
| | 50m: | 38.16 38.16 | 150m: | 2:01.80 41.70 | 250m: | 3:28.02 43.33 | 350m: | 4:53.64 42.00 |
| | 100m: | 1:20.10 41.94 | 200m: | 2:44.69 42.89 | 300m: | 4:11.64 43.62 | 400m: | 5:34.23 40.59 |
| 7. | STAELENS, Tyler | | 14 | ROSC | | 5:34.32 | 285 | |
| | 50m: | 38.84 38.84 | 150m: | 2:05.00 43.48 | 250m: | 3:30.79 43.18 | 350m: | 4:55.18 42.39 |
| | 100m: | 1:21.52 42.68 | 200m: | 2:47.61 42.61 | 300m: | 4:12.79 42.00 | 400m: | 5:34.32 39.14 |
| 8. | RATIU, Thomas | | 14 | ZCT | | 5:34.70 | 284 | |
| | 50m: | 37.75 37.75 | 150m: | 2:02.89 42.86 | 250m: | 3:29.34 43.09 | 350m: | 4:55.16 42.61 |
| | 100m: | 1:20.03 42.28 | 200m: | 2:46.25 43.36 | 300m: | 4:12.55 43.21 | 400m: | 5:34.70 39.54 |
| 9. | BOLLEN, Warre | | 14 | PZC | | 5:35.14 | 283 | |
| | 50m: | 38.83 38.83 | 150m: | 2:06.03 43.44 | 250m: | 3:33.40 43.00 | 350m: | 4:58.29 42.72 |
| | 100m: | 1:22.59 43.76 | 200m: | 2:50.40 44.37 | 300m: | 4:15.57 42.17 | 400m: | 5:35.14 36.85 |
| 10. | BOSMANS, Vince | | 14 | DMB | | 5:41.90 | 266 | |
| | 50m: | 36.75 36.75 | 150m: | 2:04.70 44.99 | 250m: | 3:34.02 44.26 | 350m: | 5:01.78 43.02 |
| | 100m: | 1:19.71 42.96 | 200m: | 2:49.76 45.06 | 300m: | 4:18.76 44.74 | 400m: | 5:41.90 40.12 |
| 11. | TEIRLINCK, Tigo | | 14 | MEGA | | 5:45.34 | 258 | |
| | 50m: | 37.87 37.87 | 150m: | 2:04.28 43.98 | 250m: | 3:33.05 44.44 | 350m: | 5:01.93 44.63 |
| | 100m: | 1:20.30 42.43 | 200m: | 2:48.61 44.33 | 300m: | 4:17.30 44.25 | 400m: | 5:45.34 43.41 |
| 12. | MAES, Mathijs | | 14 | ZGEEL | | 5:46.17 | 256 | |
| | 50m: | 37.55 37.55 | 150m: | 2:05.40 44.47 | 250m: | 3:35.51 45.08 | 350m: | 5:05.03 44.44 |
| | 100m: | 1:20.93 43.38 | 200m: | 2:50.43 45.03 | 300m: | 4:20.59 45.08 | 400m: | 5:46.17 41.14 |
| 13. | GEERS, Arnout | | 14 | TZT | | 5:47.29 | 254 | |
| | 50m: | 39.05 39.05 | 150m: | 2:08.79 45.46 | 250m: | 3:39.02 45.30 | 350m: | 5:06.75 42.59 |
| | 100m: | 1:23.33 44.28 | 200m: | 2:53.72 44.93 | 300m: | 4:24.16 45.14 | 400m: | 5:47.29 40.54 |
| 14. | ROGIERS, Jack | | 14 | ISWIM | | 5:48.37 | 252 | |
| | 50m: | 38.06 38.06 | 150m: | 2:06.10 44.43 | 250m: | 3:35.65 44.61 | 350m: | 5:06.33 45.02 |
| | 100m: | 1:21.67 43.61 | 200m: | 2:51.04 44.94 | 300m: | 4:21.31 45.66 | 400m: | 5:48.37 42.04 |
| 15. | THYS, Vince | | 14 | STZC | | 5:50.52 | 247 | |
| | 50m: | 39.08 39.08 | 150m: | 2:10.66 45.85 | 250m: | 3:41.96 45.39 | 350m: | 5:11.27 43.75 |
| | 100m: | 1:24.81 45.73 | 200m: | 2:56.57 45.91 | 300m: | 4:27.52 45.56 | 400m: | 5:50.52 39.25 |
| 16. | LAUWENS, Finn | | 14 | ZCK | | 5:53.53 | 241 | |
| | 50m: | 39.18 39.18 | 150m: | 2:11.20 46.41 | 250m: | 3:43.65 45.70 | 350m: | 5:11.16 43.80 |
| | 100m: | 1:24.79 45.61 | 200m: | 2:57.95 46.75 | 300m: | 4:27.36 43.71 | 400m: | 5:53.53 42.37 |



**Vlaamse Jeugd Talent Challenge 2025
Antwerp, 24 - 26/1/2025**

Programmanr. 28, Jongens, 400m vrije slag, 11 jaar

| Rang | | | Geb. | | | | | | | Tijd | Pnt |
|------|----------------------|---------------|-------|---------|-------|-------|---------|-------|-------|----------------|-------|
| 17. | VANHEE, Tibe | | 14 | TIME | | | | | | 5:53.60 | 241 |
| | 50m: | 38.55 38.55 | 150m: | 2:08.40 | 45.01 | 250m: | 3:39.60 | 44.86 | 350m: | 5:10.33 | 43.98 |
| | 100m: | 1:23.39 44.84 | 200m: | 2:54.74 | 46.34 | 300m: | 4:26.35 | 46.75 | 400m: | 5:53.60 | 43.27 |
| 18. | VAN THILLO, Bastijn | | 14 | MEGA | | | | | | 5:54.74 | 238 |
| | 50m: | 40.68 40.68 | 150m: | 2:11.78 | 45.75 | 250m: | 3:44.11 | 46.73 | 350m: | 5:14.73 | 44.76 |
| | 100m: | 1:26.03 45.35 | 200m: | 2:57.38 | 45.60 | 300m: | 4:29.97 | 45.86 | 400m: | 5:54.74 | 40.01 |
| 19. | LENAERTS, Joppe | | 14 | BRABO | | | | | | 5:57.76 | 232 |
| | 50m: | 37.52 37.52 | 150m: | 2:07.34 | 45.93 | 250m: | 3:41.34 | 46.86 | 350m: | 5:11.74 | 44.63 |
| | 100m: | 1:21.41 43.89 | 200m: | 2:54.48 | 47.14 | 300m: | 4:27.11 | 45.77 | 400m: | 5:57.76 | 46.02 |
| 20. | GRELLIER, Oscar | | 14 | SCWR | | | | | | 6:01.09 | 226 |
| | 50m: | 38.38 38.38 | 150m: | 2:10.67 | 46.94 | 250m: | 3:44.39 | 47.11 | 350m: | 5:17.80 | 46.27 |
| | 100m: | 1:23.73 45.35 | 200m: | 2:57.28 | 46.61 | 300m: | 4:31.53 | 47.14 | 400m: | 6:01.09 | 43.29 |
| 21. | LOUCKX, Tim | | 14 | SCWR | | | | | | 6:01.98 | 224 |
| | 50m: | 39.09 39.09 | 150m: | 2:11.04 | 46.46 | 250m: | 3:44.76 | 46.92 | 350m: | 5:18.18 | 46.91 |
| | 100m: | 1:24.58 45.49 | 200m: | 2:57.84 | 46.80 | 300m: | 4:31.27 | 46.51 | 400m: | 6:01.98 | 43.80 |
| 22. | JORISKES, Gijs | | 14 | DMB | | | | | | 6:02.34 | 224 |
| | 50m: | 39.98 39.98 | 150m: | 2:12.72 | 47.16 | 250m: | 3:47.48 | 46.99 | 350m: | 5:19.74 | 44.95 |
| | 100m: | 1:25.56 45.58 | 200m: | 3:00.49 | 47.77 | 300m: | 4:34.79 | 47.31 | 400m: | 6:02.34 | 42.60 |
| 23. | DAEM, Joppe | | 14 | FIRST | | | | | | 6:05.61 | 218 |
| | 50m: | 39.41 39.41 | 150m: | 2:12.76 | 47.23 | 250m: | 3:46.94 | 47.03 | 350m: | 5:20.42 | 46.00 |
| | 100m: | 1:25.53 46.12 | 200m: | 2:59.91 | 47.15 | 300m: | 4:34.42 | 47.48 | 400m: | 6:05.61 | 45.19 |
| 24. | FERREIRA CRAVO, Enzo | | 14 | DMB | | | | | | 6:05.64 | 218 |
| | 50m: | 38.11 38.11 | 150m: | 2:10.19 | 46.53 | 250m: | 3:45.70 | 47.99 | 350m: | 5:21.78 | 48.54 |
| | 100m: | 1:23.66 45.55 | 200m: | 2:57.71 | 47.52 | 300m: | 4:33.24 | 47.54 | 400m: | 6:05.64 | 43.86 |
| 25. | NABIULLIN, Tim | | 14 | SCZ | | | | | | 6:08.29 | 213 |
| | 50m: | 40.19 40.19 | 150m: | 2:13.15 | 46.79 | 250m: | 3:47.38 | 48.18 | 350m: | 5:24.84 | 48.84 |
| | 100m: | 1:26.36 46.17 | 200m: | 2:59.20 | 46.05 | 300m: | 4:36.00 | 48.62 | 400m: | 6:08.29 | 43.45 |
| 26. | GHYSELBRECHT, Bent | | 14 | DMI | | | | | | 6:09.01 | 212 |
| | 50m: | 43.45 43.45 | 150m: | 2:17.89 | 47.77 | 250m: | 3:52.23 | 47.71 | 350m: | 5:25.38 | 45.87 |
| | 100m: | 1:30.12 46.67 | 200m: | 3:04.52 | 46.63 | 300m: | 4:39.51 | 47.28 | 400m: | 6:09.01 | 43.63 |
| 27. | COESSENS, Kobe | | 14 | FIRST | | | | | | 6:14.70 | 202 |
| | 50m: | 40.79 40.79 | 150m: | 2:15.52 | 47.90 | 250m: | 3:52.10 | 48.80 | 350m: | 5:27.64 | 47.40 |
| | 100m: | 1:27.62 46.83 | 200m: | 3:03.30 | 47.78 | 300m: | 4:40.24 | 48.14 | 400m: | 6:14.70 | 47.06 |
| 28. | RAMSDONCK, Kris | | 14 | ZGEEL | | | | | | 6:18.85 | 196 |
| | 50m: | 41.74 41.74 | 150m: | 2:18.60 | 48.96 | 250m: | | | 350m: | 5:32.98 | 46.41 |
| | 100m: | 1:29.64 47.90 | 200m: | 3:07.91 | 49.31 | 300m: | 4:46.57 | | 400m: | 6:18.85 | 45.87 |
| 29. | ROIJERS, Remi | | 14 | UZKZ | | | | | | 6:23.22 | 189 |
| | 50m: | 42.00 42.00 | 150m: | 2:19.91 | 48.43 | 250m: | 3:59.32 | 48.26 | 350m: | 5:36.58 | 48.36 |
| | 100m: | 1:31.48 49.48 | 200m: | 3:11.06 | 51.15 | 300m: | 4:48.22 | 48.90 | 400m: | 6:23.22 | 46.64 |
| 30. | MEYLAERS, Seppe | | 14 | PZC | | | | | | 6:24.55 | 187 |
| | 50m: | 42.79 42.79 | 150m: | 2:20.71 | 49.56 | 250m: | 4:00.34 | 50.60 | 350m: | 5:39.38 | 48.92 |
| | 100m: | 1:31.15 48.36 | 200m: | 3:09.74 | 49.03 | 300m: | 4:50.46 | 50.12 | 400m: | 6:24.55 | 45.17 |
| 31. | VAN HOVE, Nand | | 14 | MOZKA | | | | | | 6:24.62 | 187 |
| | 50m: | 42.32 42.32 | 150m: | 2:21.08 | 49.99 | 250m: | 4:01.32 | 50.10 | 350m: | 5:41.61 | 50.00 |
| | 100m: | 1:31.09 48.77 | 200m: | 3:11.22 | 50.14 | 300m: | 4:51.61 | 50.29 | 400m: | 6:24.62 | 43.01 |
| 32. | VANRUSSELT, Rafaël | | 14 | GZVN | | | | | | 6:28.47 | 181 |
| | 50m: | 41.85 41.85 | 150m: | 2:21.21 | 50.01 | 250m: | 4:01.69 | 50.75 | 350m: | 5:40.72 | 49.77 |
| | 100m: | 1:31.20 49.35 | 200m: | 3:10.94 | 49.73 | 300m: | 4:50.95 | 49.26 | 400m: | 6:28.47 | 47.75 |
| 33. | NABIULLIN, Max | | 14 | SCZ | | | | | | 6:29.31 | 180 |
| | 50m: | 39.63 39.63 | 150m: | 2:19.19 | 51.61 | 250m: | 4:02.62 | 50.95 | 350m: | 5:43.48 | 49.69 |
| | 100m: | 1:27.58 47.95 | 200m: | 3:11.67 | 52.48 | 300m: | 4:53.79 | 51.17 | 400m: | 6:29.31 | 45.83 |




**Vlaamse Jeugd Talent Challenge 2025
Antwerp, 24 - 26/1/2025**
Programmanr. 28, Jongens, 400m vrije slag, 11 jaar

| Rang | | Geb. | | | | | | Tijd | Pnt |
|------|---|-------|---------------|-------|---------------|-------|---------------|----------------|-----|
| 34. | SANDRA, Tuur | 14 | UZKZ | | | | | 6:31.54 | 177 |
| | 50m: 44.54 | 44.54 | 150m: 2:27.86 | 53.63 | 250m: 4:09.56 | 50.85 | 350m: 5:49.34 | 49.69 | |
| | 100m: 1:34.23 | 49.69 | 200m: 3:18.71 | 50.85 | 300m: 4:59.65 | 50.09 | 400m: 6:31.54 | 42.20 | |
| 35. | RUELENS, Henri | 14 | DMB | | | | | 6:32.46 | 176 |
| | 50m: 42.20 | 42.20 | 150m: 2:22.92 | 50.99 | 250m: 4:06.80 | 51.91 | 350m: 5:47.10 | 49.74 | |
| | 100m: 1:31.93 | 49.73 | 200m: 3:14.89 | 51.97 | 300m: 4:57.36 | 50.56 | 400m: 6:32.46 | 45.36 | |
| 36. | DECOCK, Nand | 14 | MZK | | | | | 6:34.60 | 173 |
| | 50m: 43.10 | 43.10 | 150m: 2:22.72 | 50.16 | 250m: 4:03.17 | 50.52 | 350m: 5:45.36 | 51.32 | |
| | 100m: 1:32.56 | 49.46 | 200m: 3:12.65 | 49.93 | 300m: 4:54.04 | 50.87 | 400m: 6:34.60 | 49.24 | |
| 37. | WENES, Fausto | 14 | MZK | | | | | 6:35.17 | 172 |
| | 50m: 42.81 | 42.81 | 150m: 2:25.31 | 51.75 | 250m: 4:06.43 | 51.10 | 350m: 5:47.09 | 49.64 | |
| | 100m: 1:33.56 | 50.75 | 200m: 3:15.33 | 50.02 | 300m: 4:57.45 | 51.02 | 400m: 6:35.17 | 48.08 | |
| 38. | POOT, Rube | 14 | MZK | | | | | 6:37.21 | 170 |
| | 50m: 41.88 | 41.88 | 150m: 2:20.88 | 50.35 | 250m: 4:03.91 | 51.37 | 350m: 5:47.09 | 52.05 | |
| | 100m: 1:30.53 | 48.65 | 200m: 3:12.54 | 51.66 | 300m: 4:55.04 | 51.13 | 400m: 6:37.21 | 50.12 | |
| 39. | VANDERSCHAEGHE, Daan | 14 | SWEM | | | | | 6:44.74 | 160 |
| | 50m: 44.30 | 44.30 | 150m: 2:27.65 | 51.29 | 250m: 4:12.36 | 52.55 | 350m: 5:55.13 | 50.57 | |
| | 100m: 1:36.36 | 52.06 | 200m: 3:19.81 | 52.16 | 300m: 5:04.56 | 52.20 | 400m: 6:44.74 | 49.61 | |
| 40. | KÄHLER, Mathias | 14 | GZVN | | | | | 6:47.76 | 157 |
| | 50m: 44.47 | 44.47 | 150m: 2:24.84 | 51.56 | 250m: 4:11.90 | 53.42 | 350m: 5:57.37 | 52.46 | |
| | 100m: 1:33.28 | 48.81 | 200m: 3:18.48 | 53.64 | 300m: 5:04.91 | 53.01 | 400m: 6:47.76 | 50.39 | |
| dis | DE ROOS, Kasper | 14 | ZCK | | | | | | |
| | <i>SW 4.4 - valse start</i> | | | | | | | | |
| dis | POORTERS, Arne | 14 | GZVN | | | | | | |
| | <i>SW 5.2 - muur niet geraakt bij KP of A</i> | | | | | | | | |
| FF | NIJS, Viktor | 14 | DMB | | | | | | |
| FF | STEEN, Remi | 14 | IKZ | | | | | | |
| FF | PIRARD, Driek | 14 | STZC | | | | | | |
| FF | JACOBS, Jul | 14 | HOZT | | | | | | |
| FF | DUDLEY, John Andrew | 14 | LAQUA | | | | | | |
| FF | LEYSEN, Benjamin | 14 | KST | | | | | | |


12 jaar

| | | | | | | | | | |
|----|------------------|-------|---------------|-------|---------------|-------|---------------|----------------|-----|
| 1. | VERACHTEN, Louis | 13 | MOZKA | | | | | 5:03.50 | 381 |
| | 50m: 34.24 | 34.24 | 150m: 1:51.07 | 39.10 | 250m: 3:08.00 | 38.10 | 350m: 4:25.82 | 39.11 | |
| | 100m: 1:11.97 | 37.73 | 200m: 2:29.90 | 38.83 | 300m: 3:46.71 | 38.71 | 400m: 5:03.50 | 37.68 | |
| 2. | SCIACCA, Emilio | 13 | TSZ | | | | | 5:04.59 | 377 |
| | 50m: 34.38 | 34.38 | 150m: 1:51.44 | 39.05 | 250m: 3:08.88 | 38.44 | 350m: 4:27.13 | 39.11 | |
| | 100m: 1:12.39 | 38.01 | 200m: 2:30.44 | 39.00 | 300m: 3:48.02 | 39.14 | 400m: 5:04.59 | 37.46 | |
| 3. | HAUSPIE, Niel | 13 | ISWIM | | | | | 5:07.37 | 367 |
| | 50m: 33.40 | 33.40 | 150m: 1:51.28 | 39.51 | 250m: 3:10.71 | 39.47 | 350m: 4:29.88 | 39.24 | |
| | 100m: 1:11.77 | 38.37 | 200m: 2:31.24 | 39.96 | 300m: 3:50.64 | 39.93 | 400m: 5:07.37 | 37.49 | |
| 4. | VANDEMAELE, Egon | 13 | KZK | | | | | 5:07.70 | 365 |
| | 50m: 34.02 | 34.02 | 150m: 1:51.93 | 39.68 | 250m: 3:12.08 | 40.33 | 350m: 4:31.22 | 39.37 | |
| | 100m: 1:12.25 | 38.23 | 200m: 2:31.75 | 39.82 | 300m: 3:51.85 | 39.77 | 400m: 5:07.70 | 36.48 | |
| 5. | DE SMET, Kobe | 13 | STA | | | | | 5:09.82 | 358 |
| | 50m: 35.62 | 35.62 | 150m: 1:52.94 | 39.03 | 250m: 3:11.57 | 39.25 | 350m: 4:31.02 | 39.49 | |
| | 100m: 1:13.91 | 38.29 | 200m: 2:32.32 | 39.38 | 300m: 3:51.53 | 39.96 | 400m: 5:09.82 | 38.80 | |
| 6. | CLAEYS, Ybo | 13 | ISWIM | | | | | 5:12.02 | 350 |
| | 50m: 35.28 | 35.28 | 150m: 1:54.60 | 39.88 | 250m: 3:15.11 | 40.20 | 350m: 4:34.27 | 38.97 | |
| | 100m: 1:14.72 | 39.44 | 200m: 2:34.91 | 40.31 | 300m: 3:55.30 | 40.19 | 400m: 5:12.02 | 37.75 | |




**Vlaamse Jeugd Talent Challenge 2025
Antwerp, 24 - 26/1/2025**
Programmanr. 28, Jongens, 400m vrije slag, 12 jaar

| Rang | | | Geb. | | | | | | Tijd | Pnt |
|------|---------------------|---------------|-------|---------------|-------|---------------|-------|---------------|----------------|-----|
| 7. | DESANTE, Leon | | 13 | TZT | | | | | 5:15.12 | 340 |
| | 50m: | 34.85 34.85 | 150m: | 1:54.53 40.58 | 250m: | 3:16.33 41.68 | 350m: | 4:37.53 40.61 | | |
| | 100m: | 1:13.95 39.10 | 200m: | 2:34.65 40.12 | 300m: | 3:56.92 40.59 | 400m: | 5:15.12 37.59 | | |
| 8. | JACQUEMYS, Kobe | | 13 | DDAT | | | | | 5:17.28 | 333 |
| | 50m: | 35.91 35.91 | 150m: | 1:55.37 39.77 | 250m: | 3:17.86 41.33 | 350m: | 4:40.44 40.92 | | |
| | 100m: | 1:15.60 39.69 | 200m: | 2:36.53 41.16 | 300m: | 3:59.52 41.66 | 400m: | 5:17.28 36.84 | | |
| 9. | TORDEUR, Kilian | | 13 | GZVN | | | | | 5:18.91 | 328 |
| | 50m: | 35.73 35.73 | 150m: | 1:56.86 41.24 | 250m: | 3:19.05 41.28 | 350m: | 4:40.89 40.84 | | |
| | 100m: | 1:15.62 39.89 | 200m: | 2:37.77 40.91 | 300m: | 4:00.05 41.00 | 400m: | 5:18.91 38.02 | | |
| 10. | HUENS, Briek | | 13 | MEGA | | | | | 5:23.01 | 316 |
| | 50m: | 38.03 38.03 | 150m: | 2:01.24 41.60 | 250m: | 3:21.85 40.94 | 350m: | 4:43.80 40.92 | | |
| | 100m: | 1:19.64 41.61 | 200m: | 2:40.91 39.67 | 300m: | 4:02.88 41.03 | 400m: | 5:23.01 39.21 | | |
| 11. | ROGIERS, Louis | | 13 | LZV | | | | | 5:23.02 | 316 |
| | 50m: | 35.44 35.44 | 150m: | 1:56.46 41.38 | 250m: | 3:19.68 41.84 | 350m: | 4:43.68 42.29 | | |
| | 100m: | 1:15.08 39.64 | 200m: | 2:37.84 41.38 | 300m: | 4:01.39 41.71 | 400m: | 5:23.02 39.34 | | |
| 12. | DE BRUYNE, Sander | | 13 | ISWIM | | | | | 5:23.22 | 315 |
| | 50m: | 36.27 36.27 | 150m: | 1:57.68 40.91 | 250m: | 3:20.26 41.18 | 350m: | 4:43.18 41.22 | | |
| | 100m: | 1:16.77 40.50 | 200m: | 2:39.08 41.40 | 300m: | 4:01.96 41.70 | 400m: | 5:23.22 40.04 | | |
| 13. | VANDOOREN, Lou | | 13 | VZV | | | | | 5:23.37 | 315 |
| | 50m: | 36.25 36.25 | 150m: | 1:57.85 40.85 | 250m: | 3:22.41 42.27 | 350m: | 4:44.81 40.92 | | |
| | 100m: | 1:17.00 40.75 | 200m: | 2:40.14 42.29 | 300m: | 4:03.89 41.48 | 400m: | 5:23.37 38.56 | | |
| 14. | THIELEMANS, Leon | | 13 | TZT | | | | | 5:23.58 | 314 |
| | 50m: | 33.81 33.81 | 150m: | 1:53.42 40.96 | 250m: | 3:16.64 41.23 | 350m: | 4:40.91 42.24 | | |
| | 100m: | 1:12.46 38.65 | 200m: | 2:35.41 41.99 | 300m: | 3:58.67 42.03 | 400m: | 5:23.58 42.67 | | |
| 15. | VANDEVIJVERE, Lars | | 13 | ROSC | | | | | 5:25.74 | 308 |
| | 50m: | 37.30 37.30 | 150m: | 2:01.10 41.50 | 250m: | 3:24.87 42.38 | 350m: | 4:48.03 41.25 | | |
| | 100m: | 1:19.60 42.30 | 200m: | 2:42.49 41.39 | 300m: | 4:06.78 41.91 | 400m: | 5:25.74 37.71 | | |
| 16. | AERTS, Lenn | | 13 | SCWR | | | | | 5:25.80 | 308 |
| | 50m: | 36.52 36.52 | 150m: | 1:58.21 41.64 | 250m: | 3:21.71 41.39 | 350m: | 4:45.82 41.45 | | |
| | 100m: | 1:16.57 40.05 | 200m: | 2:40.32 42.11 | 300m: | 4:04.37 42.66 | 400m: | 5:25.80 39.98 | | |
| 17. | VAN DE STEENE, Roel | | 13 | STA | | | | | 5:26.57 | 306 |
| | 50m: | 36.77 36.77 | 150m: | 2:00.15 41.91 | 250m: | 3:23.53 40.91 | 350m: | 4:47.61 41.81 | | |
| | 100m: | 1:18.24 41.47 | 200m: | 2:42.62 42.47 | 300m: | 4:05.80 42.27 | 400m: | 5:26.57 38.96 | | |
| 18. | VERCAMMEN, Magnus | | 13 | BRABO | | | | | 5:26.99 | 304 |
| | 50m: | 36.12 36.12 | 150m: | 1:59.19 42.10 | 250m: | 3:23.09 42.08 | 350m: | 4:47.51 42.28 | | |
| | 100m: | 1:17.09 40.97 | 200m: | 2:41.01 41.82 | 300m: | 4:05.23 42.14 | 400m: | 5:26.99 39.48 | | |
| 19. | BOONEN, Karel | | 13 | FAST | | | | | 5:28.06 | 301 |
| | 50m: | 36.02 36.02 | 150m: | 1:59.10 42.44 | 250m: | 3:23.15 42.33 | 350m: | 4:47.26 41.91 | | |
| | 100m: | 1:16.66 40.64 | 200m: | 2:40.82 41.72 | 300m: | 4:05.35 42.20 | 400m: | 5:28.06 40.80 | | |
| 20. | BECK, Stann | | 13 | FIRST | | | | | 5:28.13 | 301 |
| | 50m: | 36.87 36.87 | 150m: | 2:00.63 42.35 | 250m: | 3:25.73 42.21 | 350m: | 4:48.90 40.67 | | |
| | 100m: | 1:18.28 41.41 | 200m: | 2:43.52 42.89 | 300m: | 4:08.23 42.50 | 400m: | 5:28.13 39.23 | | |
| 21. | HALLET, Jessen | | 13 | STZ | | | | | 5:29.38 | 298 |
| | 50m: | 35.16 35.16 | 150m: | 1:56.41 41.60 | 250m: | 3:21.60 43.39 | 350m: | 4:49.03 43.86 | | |
| | 100m: | 1:14.81 39.65 | 200m: | 2:38.21 41.80 | 300m: | 4:05.17 43.57 | 400m: | 5:29.38 40.35 | | |
| 22. | APERS, Reda | | 13 | BRABO | | | | | 5:29.82 | 297 |
| | 50m: | 37.49 37.49 | 150m: | 2:02.09 42.81 | 250m: | 3:26.89 42.61 | 350m: | 4:50.06 41.07 | | |
| | 100m: | 1:19.28 41.79 | 200m: | 2:44.28 42.19 | 300m: | 4:08.99 42.10 | 400m: | 5:29.82 39.76 | | |
| 23. | THIJSBAERT, Nio | | 13 | ZN | | | | | 5:31.41 | 292 |
| | 50m: | 37.40 37.40 | 150m: | 1:59.74 41.64 | 250m: | 3:23.56 41.89 | 350m: | 4:50.04 43.06 | | |
| | 100m: | 1:18.10 40.70 | 200m: | 2:41.67 41.93 | 300m: | 4:06.98 43.42 | 400m: | 5:31.41 41.37 | | |



**Vlaamse Jeugd Talent Challenge 2025
Antwerp, 24 - 26/1/2025**
Programmanr. 28, Jongens, 400m vrije slag, 12 jaar


| Rang | | | Geb. | | | | | | Tijd | Pnt |
|------|---------------------------|---------------|----------|---------------|-------|---------------|-------|---------------|----------------|-----|
| 24. | WIELEMAN, Robbe | | 13 STZ | | | | | | 5:32.36 | 290 |
| | 50m: | 37.57 37.57 | 150m: | 2:01.95 42.31 | 250m: | 3:26.78 42.65 | 350m: | 4:51.83 42.46 | | |
| | 100m: | 1:19.64 42.07 | 200m: | 2:44.13 42.18 | 300m: | 4:09.37 42.59 | 400m: | 5:32.36 40.53 | | |
| 25. | DE WEERDT, Bent | | 13 ZVL | | | | | | 5:34.30 | 285 |
| | 50m: | 38.46 38.46 | 150m: | 2:04.94 43.73 | 250m: | 3:30.42 42.24 | 350m: | 4:55.50 42.61 | | |
| | 100m: | 1:21.21 42.75 | 200m: | 2:48.18 43.24 | 300m: | 4:12.89 42.47 | 400m: | 5:34.30 38.80 | | |
| 26. | CHRISTIAENS, Lucas | | 13 TZT | | | | | | 5:35.47 | 282 |
| | 50m: | 37.39 37.39 | 150m: | 2:03.82 43.51 | 250m: | 3:29.65 42.07 | 350m: | 4:57.28 44.07 | | |
| | 100m: | 1:20.31 42.92 | 200m: | 2:47.58 43.76 | 300m: | 4:13.21 43.56 | 400m: | 5:35.47 38.19 | | |
| 27. | LEMMENS, Luca | | 13 TRUST | | | | | | 5:36.23 | 280 |
| | 50m: | 36.89 36.89 | 150m: | 2:03.16 43.36 | 250m: | 3:31.22 44.88 | 350m: | 4:55.69 41.24 | | |
| | 100m: | 1:19.80 42.91 | 200m: | 2:46.34 43.18 | 300m: | 4:14.45 43.23 | 400m: | 5:36.23 40.54 | | |
| 28. | HERMANS, Yesse | | 13 DBT | | | | | | 5:37.67 | 276 |
| | 50m: | 37.19 37.19 | 150m: | 2:02.05 43.09 | 250m: | 3:30.05 44.44 | 350m: | 4:56.95 43.42 | | |
| | 100m: | 1:18.96 41.77 | 200m: | 2:45.61 43.56 | 300m: | 4:13.53 43.48 | 400m: | 5:37.67 40.72 | | |
| 29. | MEUL, Rune | | 13 ISWIM | | | | | | 5:39.19 | 273 |
| | 50m: | 37.07 37.07 | 150m: | 2:02.78 42.63 | 250m: | 3:29.88 44.01 | 350m: | 4:57.22 42.97 | | |
| | 100m: | 1:20.15 43.08 | 200m: | 2:45.87 43.09 | 300m: | 4:14.25 44.37 | 400m: | 5:39.19 41.97 | | |
| 30. | FEYAERTS, Jeroen | | 13 TRUST | | | | | | 5:39.83 | 271 |
| | 50m: | 36.81 36.81 | 150m: | 2:00.70 42.50 | 250m: | 3:29.08 44.27 | 350m: | 4:56.67 43.63 | | |
| | 100m: | 1:18.20 41.39 | 200m: | 2:44.81 44.11 | 300m: | 4:13.04 43.96 | 400m: | 5:39.83 43.16 | | |
| 31. | BEEL, Noah | | 13 KWZC | | | | | | 5:41.41 | 267 |
| | 50m: | 36.70 36.70 | 150m: | 2:03.48 43.81 | 250m: | 3:31.27 44.57 | 350m: | 4:59.64 44.68 | | |
| | 100m: | 1:19.67 42.97 | 200m: | 2:46.70 43.22 | 300m: | 4:14.96 43.69 | 400m: | 5:41.41 41.77 | | |
| 32. | NEYRINCK, Ruben | | 13 ZGEEL | | | | | | 5:41.68 | 267 |
| | 50m: | 38.99 38.99 | 150m: | 2:04.81 43.56 | 250m: | 3:32.74 44.19 | 350m: | 5:00.92 43.71 | | |
| | 100m: | 1:21.25 42.26 | 200m: | 2:48.55 43.74 | 300m: | 4:17.21 44.47 | 400m: | 5:41.68 40.76 | | |
| 33. | TIEST, Falco | | 13 BRABO | | | | | | 5:42.09 | 266 |
| | 50m: | 37.02 37.02 | 150m: | 2:02.90 43.80 | 250m: | 3:31.31 44.21 | 350m: | 5:00.31 44.76 | | |
| | 100m: | 1:19.10 42.08 | 200m: | 2:47.10 44.20 | 300m: | 4:15.55 44.24 | 400m: | 5:42.09 41.78 | | |
| 34. | VANDERGUCHT, Jonas | | 13 STZ | | | | | | 5:42.90 | 264 |
| | 50m: | 39.05 39.05 | 150m: | 2:07.87 44.21 | 250m: | 3:34.51 42.91 | 350m: | 5:01.44 42.40 | | |
| | 100m: | 1:23.66 44.61 | 200m: | 2:51.60 43.73 | 300m: | 4:19.04 44.53 | 400m: | 5:42.90 41.46 | | |
| 35. | VANDENWEGHE, Dries | | 13 ZCT | | | | | | 5:43.76 | 262 |
| | 50m: | 39.89 39.89 | 150m: | 2:10.53 45.36 | 250m: | 3:39.21 44.67 | 350m: | 5:05.67 42.08 | | |
| | 100m: | 1:25.17 45.28 | 200m: | 2:54.54 44.01 | 300m: | 4:23.59 44.38 | 400m: | 5:43.76 38.09 | | |
| 36. | SORGELOOS, Vincent | | 13 AST | | | | | | 5:44.71 | 260 |
| | 50m: | 39.94 39.94 | 150m: | 2:08.74 45.10 | 250m: | 3:38.00 44.26 | 350m: | 5:05.12 43.28 | | |
| | 100m: | 1:23.64 43.70 | 200m: | 2:53.74 45.00 | 300m: | 4:21.84 43.84 | 400m: | 5:44.71 39.59 | | |
| 37. | DE VLIEGER, Eliott | | 13 FAST | | | | | | 5:46.53 | 256 |
| | 50m: | 36.22 36.22 | 150m: | 2:04.46 45.06 | 250m: | 3:34.84 45.51 | 350m: | 5:05.66 45.01 | | |
| | 100m: | 1:19.40 43.18 | 200m: | 2:49.33 44.87 | 300m: | 4:20.65 45.81 | 400m: | 5:46.53 40.87 | | |
| 38. | MARIUS, Mattis | | 13 AST | | | | | | 5:46.80 | 255 |
| | 50m: | 38.96 38.96 | 150m: | 2:07.61 44.98 | 250m: | 3:37.71 44.78 | 350m: | 5:06.88 43.12 | | |
| | 100m: | 1:22.63 43.67 | 200m: | 2:52.93 45.32 | 300m: | 4:23.76 46.05 | 400m: | 5:46.80 39.92 | | |
| 39. | MOENENS, Matteo | | 13 KZK | | | | | | 5:48.17 | 252 |
| | 50m: | 38.38 38.38 | 150m: | 2:08.12 45.85 | 250m: | 3:38.47 45.89 | 350m: | 5:08.48 44.31 | | |
| | 100m: | 1:22.27 43.89 | 200m: | 2:52.58 44.46 | 300m: | 4:24.17 45.70 | 400m: | 5:48.17 39.69 | | |
| 40. | BOEL, Elias | | 13 AZL | | | | | | 5:49.74 | 249 |
| | 50m: | 38.44 38.44 | 150m: | 2:07.00 44.74 | 250m: | 3:36.91 44.81 | 350m: | 5:06.48 44.43 | | |
| | 100m: | 1:22.26 43.82 | 200m: | 2:52.10 45.10 | 300m: | 4:22.05 45.14 | 400m: | 5:49.74 43.26 | | |



Vlaamse Jeugd Talent Challenge 2025
Antwerp, 24 - 26/1/2025

Programmanr. 28, Jongens, 400m vrije slag, 12 jaar

| Rang | Geb. | | Tijd | | | | | | Pnt | | | |
|------|-----------------------------|---------|-------|-------|---------|----------------|-------|---------|-------|-------|---------|-------|
| 41. | SEYMUS, Axel | | 13 | HZA | | 5:52.27 | | | 243 | | | |
| | 50m: | 37.19 | 37.19 | 150m: | 2:08.83 | 46.33 | 250m: | 3:42.66 | 47.11 | 350m: | 5:12.05 | 44.26 |
| | 100m: | 1:22.50 | 45.31 | 200m: | 2:55.55 | 46.72 | 300m: | 4:27.79 | 45.13 | 400m: | 5:52.27 | 40.22 |
| 42. | VAN BRAECKEL, Seppe | | 13 | FAST | | 5:52.59 | | | 243 | | | |
| | 50m: | 38.18 | 38.18 | 150m: | 2:09.19 | 46.87 | 250m: | 3:41.88 | 46.52 | 350m: | 5:11.09 | 44.15 |
| | 100m: | 1:22.32 | 44.14 | 200m: | 2:55.36 | 46.17 | 300m: | 4:26.94 | 45.06 | 400m: | 5:52.59 | 41.50 |
| 43. | VANHULLE, Willem | | 13 | MEGA | | 5:55.34 | | | 237 | | | |
| | 50m: | 39.65 | 39.65 | 150m: | 2:09.46 | 45.95 | 250m: | 3:40.60 | 46.34 | 350m: | 5:12.60 | 46.35 |
| | 100m: | 1:23.51 | 43.86 | 200m: | 2:54.26 | 44.80 | 300m: | 4:26.25 | 45.65 | 400m: | 5:55.34 | 42.74 |
| 44. | MAASKANT, Albin | | 13 | SCZ | | 5:57.29 | | | 233 | | | |
| | 50m: | 41.77 | 41.77 | 150m: | 2:13.53 | 46.61 | 250m: | 3:45.78 | 46.09 | 350m: | 5:15.72 | 45.18 |
| | 100m: | 1:26.92 | 45.15 | 200m: | 2:59.69 | 46.16 | 300m: | 4:30.54 | 44.76 | 400m: | 5:57.29 | 41.57 |
| dis | VANHAECKE, Lowie | | 13 | ZB | | | | | | | | |
| | <i>SW 4.4 - valse start</i> | | | | | | | | | | | |
| dis | ROOMAN, Alexis | | 13 | LAQUA | | | | | | | | |
| | <i>SW 4.4 - valse start</i> | | | | | | | | | | | |



Vlaamse Jeugd Talent Challenge 2025
Antwerp, 24 - 26/1/2025

Programmanr. 29
26/01/2025 - 11:15

Meisjes, 200m vrije slag

13 - 14 jaar
Resultaten

Punten: AQUA 2024

| Rang | Geb. | Tijd | Pnt | 50m | 100m | 150m | 200m | | |
|----------------|-------------------------|------|------------|----------------|------------|--------------|--------------|--------------|--------------|
| 13 jaar | | | | | | | | | |
| 1. | VERLUYTEN, Niene | 12 | TSZ | 2:20.75 | 515 | 32.01 | 35.20 | 36.92 | 36.62 |
| 2. | EELBODE, Emelie | 12 | ZNA | 2:21.07 | 511 | 31.75 | 37.05 | 38.30 | 33.97 |
| 3. | BIERINCKX, Mie | 12 | ZN | 2:21.66 | 505 | 31.84 | 35.91 | 37.37 | 36.54 |
| 4. | IANNINO, Valentina | 12 | STZ | 2:21.85 | 503 | 30.95 | 35.74 | 37.86 | 37.30 |
| 5. | VELGHE, Laura | 12 | IKZ | 2:22.14 | 500 | 31.65 | 36.65 | 37.53 | 36.31 |
| 6. | AELEN, Bente | 12 | STZ | 2:22.87 | 492 | 33.11 | 35.91 | 37.77 | 36.08 |
| 7. | MELIS, Vlinder | 12 | KST | 2:23.46 | 486 | 31.31 | 37.13 | 38.60 | 36.42 |
| 8. | RUTSAERT, Emily | 12 | STA | 2:23.51 | 486 | 32.95 | 36.82 | 38.00 | 35.74 |
| 9. | LIBBRECHT, Zoë | 12 | UZKZ | 2:24.09 | 480 | 33.51 | 37.21 | 37.51 | 35.86 |
| 10. | BAYENS, Nina | 12 | ZDKK | 2:24.11 | 480 | 33.00 | 36.56 | 38.35 | 36.20 |
| 11. | MOR, Iris | 12 | BRABO | 2:24.14 | 479 | 33.69 | 38.12 | 36.43 | 35.90 |
| 12. | DE VREESE, Julie | 12 | MEGA | 2:25.04 | 471 | 33.05 | 36.21 | 39.12 | 36.66 |
| 13. | MAES, Leonie | 12 | PZC | 2:25.70 | 464 | 33.56 | 37.34 | 38.79 | 36.01 |
| 14. | DEKEIN, Yuta | 12 | ISWIM | 2:26.94 | 452 | 33.51 | 37.69 | 38.77 | 36.97 |
| 15. | THIENPOND, Nina | 12 | TIME | 2:27.19 | 450 | 32.92 | 37.30 | 39.17 | 37.80 |
| 16. | HUYBEN, Isolde | 12 | TZT | 2:27.20 | 450 | 34.84 | 37.64 | 38.52 | 36.20 |
| 17. | BLANCQUAERT, Camille | 12 | MEGA | 2:27.32 | 449 | 33.16 | 37.73 | 38.96 | 37.47 |
| 18. | ENGELEN, Floor | 12 | DBT | 2:28.88 | 435 | 33.76 | 37.80 | 38.99 | 38.33 |
| 19. | TALBOOM, Maja | 12 | BRABO | 2:29.13 | 433 | 33.45 | 38.27 | 38.94 | 38.47 |
| 20. | JANSSEN, Lauren | 12 | GZVN | 2:29.31 | 431 | 33.85 | 37.91 | 39.66 | 37.89 |
| 21. | DE SMET, Lily | 12 | ZDKK | 2:29.91 | 426 | 32.88 | 38.17 | 39.57 | 39.29 |
| 22. | MAES, Julie | 12 | TRUST | 2:30.05 | 425 | 34.12 | 38.27 | 39.75 | 37.91 |
| 23. | CLAEYS, Elena | 12 | TZT | 2:30.07 | 425 | 33.75 | 38.55 | 40.34 | 37.43 |
| 24. | DELPORTE, Elle | 12 | ZB | 2:30.18 | 424 | 33.45 | 37.99 | 40.59 | 38.15 |
| 25. | SPILEBEEN, Jutta | 12 | KZK | 2:30.83 | 418 | 34.14 | 38.68 | 39.96 | 38.05 |
| 26. | GINKELS, Febe | 12 | LAQUA | 2:31.14 | 416 | 34.52 | 38.85 | 39.93 | 37.84 |
| 27. | BAHLOULA, Anissa | 12 | BRABO | 2:31.41 | 414 | 33.30 | 38.17 | 39.34 | 40.60 |
| 28. | VERNIEUWE, Irene | 12 | TZT | 2:31.44 | 413 | 33.48 | 38.38 | 39.95 | 39.63 |
| 29. | BOTERBERGH, Lieke | 12 | AST | 2:31.52 | 413 | 34.58 | 38.26 | 39.87 | 38.81 |
| 30. | VERSTRAETE, Linde | 12 | IKZ | 2:31.63 | 412 | 35.07 | 39.42 | 39.22 | 37.92 |
| 31. | DEBRABANDERE, Leonie | 12 | TSZ | 2:32.28 | 406 | 33.47 | 38.48 | 40.59 | 39.74 |
| 32. | DE BELDER, Kato | 12 | DMB | 2:32.31 | 406 | 34.01 | 38.72 | 41.33 | 38.25 |
| 33. | DEL RUE, Aure | 12 | DMI | 2:33.24 | 399 | 31.98 | 38.24 | 41.89 | 41.13 |
| 34. | VANSINA, Elle | 12 | KAZS | 2:33.42 | 397 | 34.37 | 40.73 | 40.87 | 37.45 |
| 35. | RUELENS, Cobien | 12 | DMB | 2:33.98 | 393 | 35.17 | 39.83 | 40.76 | 38.22 |
| 36. | CASTELEYN, Yana | 12 | ZB | 2:34.26 | 391 | 36.35 | 39.44 | 40.00 | 38.47 |
| 37. | VAN DE WINKEL, Lola | 12 | AZL | 2:34.62 | 388 | 35.45 | 39.91 | 40.14 | 39.12 |
| 38. | DEMAREST, Hailey | 12 | ZB | 2:34.85 | 387 | 36.10 | 40.47 | 40.34 | 37.94 |
| 39. | VANHAECKE, Juliette | 12 | MEGA | 2:34.90 | 386 | 36.28 | 39.49 | 40.51 | 38.62 |
| 40. | JORISKES, Lore | 12 | DMB | 2:34.95 | 386 | 34.84 | 38.72 | 41.04 | 40.35 |
| 41. | BASSTANIE, Liene | 12 | ZN | 2:36.25 | 376 | 34.23 | 39.19 | 41.85 | 40.98 |
| 42. | D'HONDT, Annelien | 12 | STZ | 2:36.70 | 373 | 35.29 | 41.09 | 42.06 | 38.26 |
| 43. | TOUQUET, Eline | 12 | SCWR | 2:37.22 | 369 | 35.36 | 40.03 | 41.20 | 40.63 |
| 44. | VERMAELEN, Miya | 12 | ZN | 2:37.88 | 365 | 36.47 | 40.63 | 42.13 | 38.65 |
| 45. | UYTTERHOEVEN, Fiebe | 12 | ZCT | 2:38.21 | 362 | 35.12 | 40.17 | 42.67 | 40.25 |
| 46. | SCHOUTEDEN, Nienke | 12 | DMB | 2:39.25 | 355 | 35.36 | 39.35 | 42.68 | 41.86 |

14 jaar

| | | | | | | | | | |
|----|-------------------------|----|------|----------------|-----|-------|-------|-------|-------|
| 1. | LAMMENS, Mary | 11 | TZT | 2:09.81 | 657 | 29.95 | 33.07 | 34.24 | 32.55 |
| 2. | VANDEVENNE, Liah | 11 | DBT | 2:10.86 | 641 | 29.52 | 33.39 | 34.80 | 33.15 |
| 3. | BROUWERS, Charlotte | 11 | DBT | 2:14.54 | 590 | 30.61 | 33.88 | 35.36 | 34.69 |
| 4. | GAYTANT, Sterre | 11 | ZORO | 2:15.76 | 574 | 30.28 | 33.65 | 35.69 | 36.14 |
| 5. | DEPAEPE, Elize | 11 | ROSC | 2:17.90 | 548 | 31.91 | 35.82 | 36.00 | 34.17 |
| 6. | MALFAIT, Lizanna (Lizi) | 11 | FAST | 2:18.51 | 540 | 31.00 | 34.85 | 37.19 | 35.47 |



Vlaamse Jeugd Talent Challenge 2025
Antwerp, 24 - 26/1/2025

Programmanr. 29, Meisjes, 200m vrije slag, 14 jaar

| Rang | Geb. | Tijd | Pnt | 50m | 100m | 150m | 200m | | |
|------|-------------------------|------|-------|----------------|------|--------------|--------------|--------------|--------------|
| 7. | GANTOIS, Janne | 11 | BZK | 2:18.67 | 538 | 32.07 | 35.21 | 36.07 | 35.32 |
| 8. | MERTENS, Femke | 11 | SHARK | 2:19.16 | 533 | 31.43 | 35.09 | 36.80 | 35.84 |
| 9. | MEULEMEESTER, Nore | 11 | TZT | 2:19.53 | 529 | 32.24 | 35.54 | 36.68 | 35.07 |
| 10. | THYS, Lena | 11 | KAZS | 2:20.22 | 521 | 32.63 | 35.46 | 36.51 | 35.62 |
| 11. | VANDEKERCKHOVE, J. | 11 | TZT | 2:20.31 | 520 | 32.54 | 36.21 | 36.43 | 35.13 |
| 12. | FEYS, Farah | 11 | KZK | 2:20.35 | 519 | 32.65 | 36.43 | 36.64 | 34.63 |
| 13. | LINSKENS, Elloise | 11 | TZT | 2:20.38 | 519 | 31.68 | 35.47 | 37.26 | 35.97 |
| 14. | VERDOOD, Pip | 11 | ZVL | 2:20.69 | 516 | 32.29 | 35.86 | 36.81 | 35.73 |
| 15. | VAN BOCKSTAL, Yoanna | 11 | HOZT | 2:21.00 | 512 | 32.19 | 36.29 | 36.07 | 36.45 |
| 16. | DARRAS, Nina | 11 | TZT | 2:21.45 | 507 | 32.22 | 35.66 | 37.47 | 36.10 |
| 17. | SARGESJAN, Nala | 11 | HZS | 2:21.86 | 503 | 32.19 | 36.40 | 37.65 | 35.62 |
| 18. | VAN LITSENBORG, Aurélie | 11 | DBT | 2:22.11 | 500 | 31.34 | 34.92 | 38.37 | 37.48 |
| 19. | WEVERS, Gitte | 11 | DMB | 2:22.23 | 499 | 32.23 | 36.56 | 37.56 | 35.88 |
| 20. | ASSCHERICKX, Chloé | 11 | KAZS | 2:22.75 | 494 | 32.35 | 35.65 | 37.09 | 37.66 |
| 21. | MESTDAGH, Laure | 11 | BZK | 2:22.78 | 493 | 32.55 | 36.18 | 36.80 | 37.25 |
| 22. | LAUWERS, Sofie | 11 | KST | 2:23.30 | 488 | 32.37 | 35.91 | 37.27 | 37.75 |
| 23. | SCHACHT, Hanne | 11 | IKZ | 2:23.36 | 487 | 32.79 | 36.59 | 37.51 | 36.47 |
| 24. | VANDERMARLIERE, Juna | 11 | ISWIM | 2:23.80 | 483 | 31.59 | 37.22 | 38.29 | 36.70 |
| 25. | LUYTEN, Julie | 11 | AZK | 2:23.93 | 482 | 32.23 | 37.77 | 37.52 | 36.41 |
| 26. | KEMPS, Elize | 11 | MOZKA | 2:24.00 | 481 | 32.06 | 36.43 | 38.35 | 37.16 |
| 27. | VANGELOVEN, Fran | 11 | DMB | 2:24.50 | 476 | 33.56 | 37.07 | 37.78 | 36.09 |
| 28. | BONASSI, Hélène | 11 | UZKZ | 2:24.59 | 475 | 33.15 | 36.74 | 38.30 | 36.40 |
| 29. | GAUDAEN, Maud | 11 | TSZ | 2:24.66 | 474 | 32.19 | 36.51 | 38.42 | 37.54 |
| 30. | MAES, Noor | 11 | AST | 2:24.80 | 473 | 32.43 | 36.25 | 38.36 | 37.76 |
| 31. | HAUTEKIET, Nanoe | 11 | BZK | 2:24.85 | 472 | 32.69 | 37.10 | 37.98 | 37.08 |
| 32. | DE BRUYNE, Silke | 11 | ISWIM | 2:24.92 | 472 | 33.00 | 36.61 | 38.09 | 37.22 |
| 33. | STESSENS, Emma-Louis | 11 | TSZ | 2:25.05 | 470 | 33.04 | 37.31 | 38.20 | 36.50 |
| 34. | VANDERLINDEN, Paulien | 11 | BEST | 2:25.27 | 468 | 33.21 | 36.80 | 37.92 | 37.34 |
| 35. | VERNIERS, Nime | 11 | ZS | 2:25.73 | 464 | 32.81 | 36.84 | 38.47 | 37.61 |
| 36. | DRUWEL, Nora | 11 | TIME | 2:25.88 | 462 | 33.68 | 36.75 | 38.30 | 37.15 |
| 37. | BELLENS, Lore | 11 | SHARK | 2:26.06 | 461 | 32.22 | 36.48 | 38.79 | 38.57 |
| 38. | DURT, Reine | 11 | SHARK | 2:26.14 | 460 | 33.04 | 37.30 | 38.24 | 37.56 |
| 39. | CAENEPEEL, Aimée | 11 | ISWIM | 2:27.47 | 448 | 32.57 | 37.28 | 39.46 | 38.16 |
| 40. | POEL, Maren | 11 | DBT | 2:27.68 | 446 | 32.95 | 37.94 | 39.45 | 37.34 |
| 41. | VAN HOUCKE, Imke | 11 | KWZC | 2:28.26 | 440 | 34.25 | 37.59 | 38.89 | 37.53 |
| 42. | KERCKHOFS, Nienke | 11 | BEST | 2:29.47 | 430 | 33.36 | 37.71 | 39.42 | 38.98 |
| 43. | VANLANCKER, Ynthe | 11 | DMI | 2:31.73 | 411 | 33.70 | 38.25 | 39.80 | 39.98 |
| 44. | KERCKHOFS, Kaat | 11 | DMB | 2:31.75 | 411 | 33.86 | 38.92 | 39.78 | 39.19 |
| 45. | THEWISSEN, Mirthe | 11 | HZS | 2:32.59 | 404 | 34.34 | 38.75 | 40.41 | 39.09 |
| FF | DESMET, Sterre | 11 | KLSVZ | | | | | | |
| FF | CLAESSENS, Ella-Louise | 11 | GZVN | | | | | | |



Vlaamse Jeugd Talent Challenge 2025
 Antwerp, 24 - 26/1/2025

 Programmanr. 30
 26/01/2025 - 11:50

Jongens, 200m rugslag

 13 - 14 jaar
 Resultaten

Punten: AQUA 2024

| Rang | Geb. | Tijd | Pnt | 50m | 100m | 150m | 200m | | |
|----------------|---|------|-------|----------------|------|-------|-------|-------|-------|
| 13 jaar | | | | | | | | | |
| 1. | DE RIDDER, Arne | 12 | ZS | 2:26.41 | 446 | 34.41 | 36.70 | 37.74 | 37.56 |
| 2. | VANSTEENKISTE, Victor | 12 | TIME | 2:29.67 | 418 | 35.34 | 37.89 | 39.54 | 36.90 |
| 3. | WACHTELAER, Celle | 12 | AST | 2:33.87 | 384 | 35.68 | 39.62 | 40.29 | 38.28 |
| 4. | COUVREUR, Fred | 12 | HOZT | 2:38.03 | 355 | 38.07 | 40.18 | 40.60 | 39.18 |
| 5. | RATIU, Matheo | 12 | ZCT | 2:41.13 | 335 | 36.72 | 41.08 | 43.01 | 40.32 |
| 6. | VROMAN, Finn | 12 | STA | 2:41.29 | 334 | 38.21 | 41.01 | 42.50 | 39.57 |
| 7. | ALEGRE, Agustin | 12 | BRABO | 2:41.32 | 333 | 37.65 | 41.12 | 41.61 | 40.94 |
| 8. | LESCRAUWAET, Max | 12 | STZ | 2:42.72 | 325 | 38.52 | 42.01 | 41.72 | 40.47 |
| 9. | VANSPAUWEN, Viktor | 12 | GZVN | 2:42.84 | 324 | 38.07 | 40.96 | 42.31 | 41.50 |
| 10. | PROUVÉ, Viktor | 12 | BEST | 2:43.41 | 321 | 38.70 | 41.35 | 42.37 | 40.99 |
| 11. | WALTERUS, Kilyan | 12 | DMB | 2:43.80 | 318 | 38.16 | 43.26 | 43.77 | 38.61 |
| 12. | JAMAR, Kamiel | 12 | STZC | 2:45.56 | 308 | 39.02 | 42.02 | 42.96 | 41.56 |
| 13. | VERVLOET, Finn | 12 | GZVN | 2:47.45 | 298 | 37.57 | 43.67 | 44.01 | 42.20 |
| 14. | COENE, Tiele | 12 | TIME | 2:47.57 | 297 | 37.87 | 43.51 | 44.70 | 41.49 |
| 15. | GEUTJENS, Maxime | 12 | DMB | 2:50.09 | 284 | 39.61 | 43.09 | 44.67 | 42.72 |
| | HOEFMAN, Hannes | 12 | STW | 2:50.09 | 284 | 40.60 | 44.35 | 44.18 | 40.96 |
| 17. | MARTELÉ, Stan | 12 | MEGA | 2:50.28 | 283 | 39.53 | 42.82 | 44.75 | 43.18 |
| 18. | MAERTENS, Toon | 12 | ZCT | 2:51.08 | 279 | 40.29 | 44.00 | 44.89 | 41.90 |
| 19. | VERNIMMEN, Nicholas | 12 | LAQUA | 2:51.13 | 279 | 40.40 | 44.51 | 44.74 | 41.48 |
| 20. | BEHEYT, Mathis | 12 | ISWIM | 2:51.68 | 277 | 39.78 | 43.76 | 44.10 | 44.04 |
| 21. | BLOMME, Stan | 12 | TZT | 2:52.41 | 273 | 41.25 | 43.94 | 44.66 | 42.56 |
| 22. | CEUSTERS, Robin | 12 | BRABO | 2:53.90 | 266 | 41.32 | 44.73 | 44.66 | 43.19 |
| 23. | CLERCKX, Thomas | 12 | AZV | 2:53.97 | 266 | 41.51 | 44.23 | 46.12 | 42.11 |
| 24. | BERVILLE, Brice | 12 | ISWIM | 2:54.57 | 263 | 41.20 | 43.77 | 45.23 | 44.37 |
| 25. | VAN SEVEREN, Merlijn | 12 | BRABO | 2:54.62 | 263 | 41.31 | 45.36 | 45.04 | 42.91 |
| 26. | VAN DAELE, Nand | 12 | FAST | 2:55.97 | 257 | 40.74 | 44.93 | 45.47 | 44.83 |
| 27. | DEVUE, Nicolas | 12 | KAZS | 2:56.79 | 253 | 42.72 | 45.64 | 45.78 | 42.65 |
| 28. | ROCKELÉ, Lowie | 12 | ZCT | 3:01.14 | 235 | 42.26 | 47.04 | 46.84 | 45.00 |
| dis | VAN CRAEYNST, Bas | 12 | ROSC | | | | | | |
| | <i>SW 6.4.c - Keerpunt niet dadelijk ingezet na borstligging en/of armtrek beweging</i> | | | | | | | | |
| dis | WAUTERS, Sacha | 12 | SCWR | | | | | | |
| | <i>SW 6.4.c - Keerpunt niet dadelijk ingezet na borstligging en/of armtrek beweging</i> | | | | | | | | |
| dis | DERAEMAECCKER, Mathia | 12 | LAQUA | | | | | | |
| | <i>SW 6.4.c - Keerpunt niet dadelijk ingezet na borstligging en/of armtrek beweging</i> | | | | | | | | |
| 14 jaar | | | | | | | | | |
| 1. | THONON, Matisse | 11 | MEGA | 2:19.59 | 515 | 31.63 | 35.14 | 36.56 | 36.26 |
| 2. | DEBECKER, Matheo | 11 | DMI | 2:26.34 | 447 | 34.94 | 37.20 | 37.65 | 36.55 |
| 3. | DE VALCK, Thibault | 11 | HOZT | 2:27.21 | 439 | 34.33 | 37.21 | 38.07 | 37.60 |
| 4. | BAERT, Miel | 11 | TIME | 2:27.48 | 437 | 33.94 | 37.57 | 39.07 | 36.90 |
| 5. | HOOGHE, Mauro | 11 | ISWIM | 2:28.01 | 432 | 33.74 | 38.40 | 38.49 | 37.38 |
| 6. | WOJCIULA, Tymon | 11 | ZNA | 2:28.11 | 431 | 34.46 | 37.73 | 39.89 | 36.03 |
| 7. | VAN DOOREN, Warre | 11 | ZN | 2:30.44 | 411 | 34.76 | 38.13 | 40.11 | 37.44 |
| 8. | DIERICK, Oscar | 11 | LAQUA | 2:30.68 | 409 | 34.81 | 38.44 | 39.67 | 37.76 |
| 9. | KERSTENS, Bavo | 11 | BRABO | 2:30.87 | 408 | 34.34 | 38.74 | 39.37 | 38.42 |
| 10. | VANVYAENE, Matthys | 11 | TIME | 2:32.83 | 392 | 35.06 | 38.52 | 40.21 | 39.04 |
| 11. | DEMEYERE, Lars | 11 | UZKZ | 2:33.76 | 385 | 36.07 | 39.61 | 39.49 | 38.59 |
| 12. | SCHRAUWEN, Bjarne | 11 | TSZ | 2:33.79 | 385 | 35.42 | 38.57 | 40.11 | 39.69 |
| 13. | SLUYTS, Tibe | 11 | WST | 2:34.29 | 381 | 34.78 | 39.31 | 40.43 | 39.77 |
| 14. | EVENS, Vince | 11 | DMB | 2:34.87 | 377 | 35.92 | 39.94 | 40.84 | 38.17 |
| 15. | BALCAEN, Sander | 11 | UZKZ | 2:36.48 | 365 | 37.73 | 40.39 | 39.94 | 38.42 |
| 16. | GYULNAZARYAN, Max | 11 | WST | 2:37.56 | 358 | 36.77 | 40.24 | 41.40 | 39.15 |

Vlaamse Jeugd Talent Challenge 2025
Antwerp, 24 - 26/1/2025

Programmanr. 30, Jongens, 200m rugslag, 14 jaar

| Rang | Geb. | Tijd | Pnt | 50m | 100m | 150m | 200m | | |
|------|---------------------|------|------|----------------|------|-------|-------|-------|-------|
| 17. | TIELEN, Sander | 11 | DMB | 2:39.75 | 343 | 36.47 | 40.33 | 41.87 | 41.08 |
| 18. | DE DECKER, Tibe | 11 | MEGA | 2:40.67 | 338 | 37.85 | 41.02 | 41.37 | 40.43 |
| 19. | DEGRANDE, Vic | 11 | STA | 2:41.47 | 333 | 37.77 | 40.95 | 42.05 | 40.70 |
| 20. | POPPE, Warre | 11 | AZL | 2:44.62 | 314 | 39.54 | 41.41 | 43.62 | 40.05 |
| 21. | BOURDIAUDHY, Thibau | 11 | STW | 2:45.10 | 311 | 38.45 | 42.28 | 42.28 | 42.09 |
| 22. | GALLE, Lauris | 11 | TIME | 2:48.72 | 291 | 40.16 | 44.23 | 43.21 | 41.12 |
| 23. | FRANSEN, Dylano | 11 | PZC | 2:49.96 | 285 | 39.36 | 43.53 | 44.04 | 43.03 |
| 24. | JANSSEN, Thibe | 11 | DBT | 2:51.97 | 275 | 39.90 | 44.27 | 44.70 | 43.10 |
| 25. | WILLEMS, Jerke | 11 | TIME | 2:59.57 | 242 | 40.78 | 46.14 | 47.03 | 45.62 |
| | FF VETS, Wannes | 11 | KAZS | | | | | | |



Vlaamse Jeugd Talent Challenge 2025
 Antwerp, 24 - 26/1/2025

 Programmanr. 31
 26/01/2025 - 12:15

Meisjes, 50m vlinderslag

 11 jaar
 Resultaten

Punten: AQUA 2024

| Rang | | Geb. | | Tijd | Pnt |
|------|--|------|-------|--------------|-----|
| 1. | ROGIERS, Layla | 14 | LAQUA | 35.38 | 329 |
| 2. | PEERSMAN, Malin | 14 | LAQUA | 35.49 | 326 |
| 3. | DERRE, Fleur | 14 | TSZ | 35.55 | 324 |
| 4. | ROSSEEL, Janne | 14 | TRUST | 35.72 | 319 |
| 5. | BEIJNSBERGER, Louise | 14 | DMB | 35.84 | 316 |
| 6. | RYCKEMAN, Ella | 14 | ROSC | 36.43 | 301 |
| 7. | DIERCKX, Astrid | 14 | KST | 37.52 | 276 |
| 8. | CLAESSENS, Isa-Beau | 14 | GZVN | 38.63 | 252 |
| 9. | DEWITTE, Elise | 14 | BZK | 38.78 | 250 |
| 10. | VREYS, Anse | 14 | DBT | 39.87 | 230 |
| 11. | VAN HEES, Lenthel | 14 | DBT | 40.03 | 227 |
| 12. | ANTIPINA, Alexandra | 14 | LAQUA | 40.27 | 223 |
| 13. | WEGENER, Lena | 14 | SCZ | 40.30 | 222 |
| 14. | VERNIEUWE, Leanne | 14 | TZT | 40.78 | 214 |
| 15. | DELCOIGNE, Ella | 14 | DDAT | 41.23 | 208 |
| 16. | BOND, Maya | 14 | ZCT | 41.52 | 203 |
| 17. | MELIS, Fee | 14 | KST | 41.65 | 201 |
| 18. | NULENS, Azzurra | 14 | DMB | 41.77 | 200 |
| 19. | DEKEIN, Marthe | 14 | ISWIM | 41.83 | 199 |
| 20. | VAN DE VYVERE, Lena | 14 | STW | 41.87 | 198 |
| 21. | SOARES ALMEIDA, Anna | 14 | LAQUA | 41.99 | 196 |
| 22. | KENIS, Sterre | 14 | HOZT | 42.45 | 190 |
| 23. | TYVAERT, Babette | 14 | ISWIM | 42.55 | 189 |
| 24. | LOWAGIE, Lily | 14 | VZV | 42.59 | 188 |
| 25. | GHEKIERE, June | 14 | ZB | 42.71 | 187 |
| 26. | NEUVILLE, Axelle | 14 | HZA | 42.95 | 184 |
| 27. | DIEUSAERT, Roselien | 14 | ROSC | 43.03 | 183 |
| 28. | VANSTEENKISTE, Marilou | 14 | IKZ | 43.60 | 175 |
| 29. | CASTELEYN, Dieuwertje | 14 | HZA | 44.07 | 170 |
| 30. | TYAGI, Yashwini | 14 | LAQUA | 44.20 | 168 |
| 31. | VANDER HOOGERSTRAETE, Nora | 14 | MEGA | 44.49 | 165 |
| 32. | DE RIDDER, Roxane | 14 | ZGEEL | 44.63 | 164 |
| 33. | TUYTENS, Laure | 14 | UZKZ | 44.64 | 163 |
| 34. | DE WIT, Flore | 14 | BRABO | 44.77 | 162 |
| 35. | VAN GOETHEM, Lotte | 14 | SWEM | 44.85 | 161 |
| 36. | DE BIE, Lize | 14 | FIRST | 44.86 | 161 |
| 37. | VAN DEN HEUVEL, Aude | 14 | TSZ | 44.94 | 160 |
| 38. | VANDENVEN, Saar | 14 | BRABO | 45.21 | 157 |
| 39. | HIEMELEERS, Fien | 14 | HZS | 45.45 | 155 |
| 40. | VANESBECK, Emma | 14 | PZC | 46.32 | 146 |
| 41. | HUYBEN, Stien | 14 | TZT | 46.34 | 146 |
| 42. | WILLAERT, Naomi | 14 | SOS | 48.43 | 128 |
| 43. | VANPOUCKE, Lotte | 14 | TZT | 49.34 | 121 |
| 44. | SWINNEN, Paulien | 14 | DBT | 50.48 | 113 |
| dis | CLAES, Janne | 14 | DBT | | |
| | <i>SW 8.3.b - afwisselende bewegingen met benen/voeten gemaakt</i> | | | | |
| FF | KOLICHEVA, Kataleya | 14 | AST | | |

Vlaamse Jeugd Talent Challenge 2025
 Antwerp, 24 - 26/1/2025

 Programmanr. 32
 26/01/2025 - 12:25

Meisjes, 100m vlinderslag

 12 jaar
 Resultaten

Punten: AQUA 2024

| Rang | Geb. | Tijd | Pnt |
|------|--|----------|--------------------|
| 1. | VAN BUNDER, Inez | 13 TSZ | 1:12.34 451 |
| 2. | VAN ROY, Onah | 13 ALZV | 1:16.16 386 |
| 3. | DE JONG, Suzan | 13 ZALM | 1:18.63 351 |
| 4. | LAMMENS, Alix | 13 LZV | 1:18.70 350 |
| 5. | TAVERNIER, Lucia | 13 MEGA | 1:20.22 330 |
| 6. | THEUWISSEN, Nore | 13 DMB | 1:22.36 305 |
| 7. | LAGACIE, Axelle | 13 IKZ | 1:22.44 304 |
| 8. | VAN TILBURG, Frauke | 13 ZGEEL | 1:22.64 302 |
| 9. | DE SMET, Amélie | 13 STW | 1:22.65 302 |
| 10. | VAN DER PLAS, Lotte | 13 MEGA | 1:23.28 295 |
| 11. | BOGAERT, Hanne | 13 FIRST | 1:24.19 286 |
| 12. | VANHEESWIJCK, Amelea | 13 DMB | 1:26.14 267 |
| 13. | DEVUYST, Oona | 13 ROSC | 1:26.45 264 |
| 14. | ADRIAENSEN, Lena | 13 MOZKA | 1:26.67 262 |
| 15. | BARTHOLOMEUS, Florianne | 13 VZV | 1:26.69 262 |
| 16. | VLISSAKS, Rosalie | 13 PZC | 1:26.96 259 |
| 17. | NOUWEN, Fleur | 13 DMB | 1:27.47 255 |
| 18. | PIRA, Anne-Sophie | 13 DBT | 1:28.38 247 |
| 19. | NUYTKENS, Marie | 13 ZCK | 1:28.40 247 |
| 20. | DAS, Louise | 13 STZC | 1:29.03 241 |
| 21. | VAN STEENKISTE, Lia | 13 TZT | 1:29.90 235 |
| 22. | MAES, Hanne | 13 AST | 1:30.09 233 |
| 23. | PIESSENS, Marie | 13 ZCT | 1:30.27 232 |
| 24. | WYFFELS, Louise Marie | 13 DDAT | 1:30.55 230 |
| 25. | PETKOVA, Sofia | 13 SCZ | 1:30.78 228 |
| 26. | WAIGNEIN, Rosie | 13 MEGA | 1:31.18 225 |
| 27. | AELBRECHT, Juliette | 13 ZCK | 1:31.71 221 |
| 28. | MATTHEEUSEN, Ella | 13 AZK | 1:32.85 213 |
| 29. | JANSSENS, Lieze | 13 DBT | 1:33.83 206 |
| 30. | JANSSEN, Lucy | 13 ZCT | 1:34.74 200 |
| 31. | DEVUE, Rosalie | 13 KAZS | 1:35.64 195 |
| 32. | DE WEVER, Maud | 13 IKZ | 1:36.44 190 |
| 33. | MOXHET, Tess | 13 DIZV | 1:36.45 190 |
| 34. | BEULENS, Lotte | 13 FIRST | 1:36.62 189 |
| 35. | DECALUWÉ, Elouise | 13 ZCT | 1:38.86 176 |
| 36. | CREMER, Fotini | 13 DBT | 1:38.90 176 |
| 37. | VANDEWAERDE, Oobe | 13 DMB | 1:39.01 175 |
| 38. | LOWAGIE, Lola | 13 VZV | 1:43.46 154 |
| 39. | LAGA, Lore | 13 SOS | 1:43.93 152 |
| 40. | VANDENBROUCKE, Febe | 13 TZT | 1:46.31 142 |
| 41. | BISEMANS, Jana | 13 ZIOS | 1:47.52 137 |
| dis | VOLDERS, Ella | 13 ZVL | |
| | <i>SW 8.2.a - armen niet boven water naar voor gebracht</i> | | |
| dis | VAN DE WOUWER, Myrthe | 13 HZA | |
| | <i>SW 8.2.c - beide armen niet gelijktijdig naar voor en/of naar achter gebracht</i> | | |
| FF | VERSPECHT, Kaat | 13 ZCK | |

Vlaamse Jeugd Talent Challenge 2025
Antwerp, 24 - 26/1/2025

Programmanr. 33
26/01/2025 - 12:35

Jongens, 4 x 100m wisselslag

13 - 14 jaar
Resultaten

Punten: AQUA 2024

| Rang | | | | | | Tijd | Pnt |
|------|------------------------|----|-------|---------|--------------------|----------------|---------------|
| 1. | ISWIM | | | ISWIM | | 4:36.40 | 418 |
| | HOOGHE, Mauro | 11 | 32.95 | 1:07.23 | DELIE, Vico | 11 | 29.94 1:05.42 |
| | PAUWELS, Millau | 11 | 35.55 | 1:16.87 | BEHEYT, Mathis | 12 | 1:06.88 |
| 2. | BRABO | | | BRABO | | 4:43.13 | 389 |
| | KERSTENS, Bavo | 11 | 33.76 | 1:10.63 | SZABO, Peter | 11 | 29.79 1:03.28 |
| | CRISTIAN DAMIAN, Ianis | 12 | 40.48 | 1:26.14 | ALEGRE, Agustin | 12 | 29.87 1:03.08 |
| 3. | TIME | | | TIME | | 4:44.13 | 385 |
| | VANSTEENKISTE, Victor | 12 | 34.57 | 1:11.04 | VANVYAENE, Matthys | 11 | 32.23 1:13.32 |
| | TACQ, Nathan | 11 | 36.99 | 1:19.15 | BAERT, Miel | 11 | 28.15 1:00.62 |
| 4. | LAQUA | | | LAQUA | | 4:49.46 | 364 |
| | DIERICK, Oscar | 11 | 33.27 | 1:08.91 | SPADEA, Mattia | 11 | 35.00 1:13.88 |
| | ROOMAN, Egon | 11 | 37.84 | 1:22.45 | ROOMAN, Hugues | 11 | 30.55 1:04.22 |
| 5. | MEGA | | | MEGA | | 4:52.72 | 352 |
| | THONON, Matisse | 11 | 30.79 | 1:03.66 | BOGAERTS, Sander | 12 | 36.68 1:22.30 |
| | LAFAUT, Jerome | 11 | 38.06 | 1:21.57 | DE DECKER, Tibe | 11 | 31.32 1:05.19 |
| 6. | HOZT | | | HOZT | | 4:58.35 | 332 |
| | COUVREUR, Fred | 12 | 37.23 | 1:15.19 | KEUSTERMANS, Lard | 11 | 33.43 1:14.11 |
| | DE VALCK, Thibault | 11 | 36.03 | 1:19.45 | JACOBS, Casper | 12 | 32.46 1:09.60 |
| 7. | DMB | | | DMB | | 4:59.27 | 329 |
| | EVENS, Vince | 11 | 34.82 | 1:12.00 | TIELEN, Sander | 11 | 32.33 1:13.84 |
| | WALTERUS, Kilyan | 12 | 41.76 | 1:30.48 | VANDIJCK, Samuel | 12 | 29.21 1:02.95 |
| 8. | KZK | | | KZK | | 4:59.84 | 327 |
| | THUYLIE, Vic | 11 | 37.96 | 1:17.88 | PICEU, Seppe | 12 | 32.45 1:11.16 |
| | VANNESTE, Daan | 12 | 40.44 | 1:26.37 | VANDEMAELE, Jacob | 11 | 30.87 1:04.43 |

dis STW

STW

SW 10.12 - Te vroeg gestart in een aflossing door 2de, 3de of 4de zwemmer

BOURDIAUDHY, Thibau, VAN GOETHEM, Arthur, VAN HOEY BILLIET, Raphaël, HOEFMAN, Hannes

FF STZ

STZ



Vlaamse Jeugd Talent Challenge 2025
Antwerp, 24 - 26/1/2025


Programmanr. 34
26/01/2025 - 12:45

Meisjes, 4 x 100m wisselslag

13 - 14 jaar
Resultaten

Punten: AQUA 2024

| Rang | | | | | | Tijd | Pnt |
|------|-----------------------|----|-------|---------|--------------------------|----------------|---------------|
| 1. | DBT | | | DBT | | 4:48.06 | 511 |
| | VANDEVENNE, Liah | 11 | 33.30 | 1:09.85 | PUT, Fien | 12 | 34.73 1:17.25 |
| | BROUWERS, Charlotte | 11 | 35.51 | 1:16.70 | VAN LITSENBORG, Aurélie | 11 | 30.45 1:04.26 |
| 2. | TZT | | | TZT | | 4:50.93 | 496 |
| | CLAEYS, Elena | 12 | 36.18 | 1:16.96 | DE BRUYCKER, Chloë | 11 | 31.15 1:06.83 |
| | LAMMENS, Mary | 11 | 39.64 | 1:24.60 | VANDEKERCKHOVE, Juliette | 11 | 29.68 1:02.54 |
| 3. | DMB | | | DMB | | 5:01.36 | 446 |
| | WEVERS, Gitte | 11 | 36.19 | 1:14.59 | JORISKES, Lore | 12 | 35.80 1:17.12 |
| | VANGELOVEN, Fran | 11 | 38.17 | 1:23.55 | KERKHOF, Kaat | 11 | 31.26 1:06.10 |
| 4. | BZK | | | BZK | | 5:01.99 | 444 |
| | HAUTEKIET, Nanoe | 11 | 36.59 | 1:15.84 | GANTOIS, Janne | 11 | 33.18 1:15.16 |
| | MESTDAGH, Laure | 11 | 38.48 | 1:22.01 | VAN ISEGHEM, Phéline | 12 | 32.97 1:08.98 |
| 5. | TSZ | | | TSZ | | 5:03.49 | 437 |
| | VERLUYTEN, Niene | 12 | 36.06 | 1:14.35 | GAUDAEN, Maud | 11 | 33.93 1:14.16 |
| | STESSENS, Emma-Louise | 11 | 38.92 | 1:25.53 | DEBRABANDERE, Leonie | 12 | 32.60 1:09.45 |
| 6. | ISWIM | | | ISWIM | | 5:10.83 | 407 |
| | DEKEIN, Yuta | 12 | 39.08 | 1:19.39 | CAENEPEEL, Aimée | 11 | 34.21 1:16.08 |
| | DE BRUYNE, Silke | 11 | 41.08 | 1:29.55 | VANDERMARLIERE, Juna | 11 | 30.35 1:05.81 |
| 7. | MEGA | | | MEGA | | 5:15.10 | 390 |
| | VANHAECKE, Juliette | 12 | 38.65 | 1:20.71 | BLANCQUAERT, Camille | 12 | 35.24 1:18.78 |
| | CLAEYS, Romee | 12 | 40.55 | 1:29.50 | DE VREESE, Julie | 12 | 31.06 1:06.11 |
| 8. | ZDKK 1 | | | ZDKK | | 5:19.16 | 376 |
| | OTTOY, Lili | 11 | 40.26 | 1:25.69 | BULLEN, Lotte | 11 | 35.81 1:22.58 |
| | DE SMET, Lily | 12 | 39.32 | 1:24.67 | BAYENS, Nina | 12 | 31.58 1:06.22 |



Vlaamse Jeugd Talent Challenge 2025
Antwerp, 24 - 26/1/2025

Programmanr. 35
26/01/2025 - 14:30

Jongens, 50m vlinderslag

11 jaar
Resultaten

Punten: AQUA 2024

| Rang | Geb. | Tijd | Pnt |
|------|----------------------|----------|-----------|
| 1. | MERTENS, Dieter | 14 SHARK | 35.51 246 |
| 2. | BEUSELINCK, Liam | 14 SCWR | 36.12 234 |
| 3. | GINKELS, Robbe | 14 LAQUA | 36.55 226 |
| 4. | GOEMAERE, Cyriel | 14 KZK | 36.67 223 |
| 5. | STAELENS, Tyler | 14 ROSC | 37.30 212 |
| 6. | DE VREESE, Seppe | 14 MEGA | 37.52 209 |
| | LOUCKX, Tim | 14 SCWR | 37.52 209 |
| 8. | BOLLEN, Warre | 14 PZC | 38.79 189 |
| 9. | THYS, Vince | 14 STZC | 38.99 186 |
| 10. | LEYSEN, Benjamin | 14 KST | 39.16 183 |
| 11. | MAES, Mathijs | 14 ZGEEL | 39.67 176 |
| 12. | VANDEPUTTE, Jorbe | 14 IKZ | 39.82 174 |
| 13. | POORTERS, Arne | 14 GZVN | 39.87 174 |
| 14. | DE ROOS, Kasper | 14 ZCK | 40.12 171 |
| 15. | GRELLIER, Oscar | 14 SCWR | 40.62 164 |
| 16. | ROGIERS, Jack | 14 ISWIM | 41.00 160 |
| 17. | JORISKES, Gijs | 14 DMB | 41.39 155 |
| 18. | DAEM, Joppe | 14 FIRST | 41.45 155 |
| 19. | VAN HOVE, Nand | 14 MOZKA | 41.64 152 |
| 20. | VANRUSSELT, Rafaël | 14 GZVN | 41.65 152 |
| 21. | VANHEE, Tibe | 14 TIME | 43.16 137 |
| 22. | WENES, Fausto | 14 MZK | 43.19 137 |
| 23. | BOSMANS, Vince | 14 DMB | 43.32 135 |
| 24. | LAUWENS, Finn | 14 ZCK | 43.97 129 |
| | LENAERTS, Joppe | 14 BRABO | 43.97 129 |
| 26. | DUDLEY, John Andrew | 14 LAQUA | 43.99 129 |
| 27. | POOT, Rube | 14 MZK | 44.44 125 |
| 28. | FERREIRA CRAVO, Enzo | 14 DMB | 44.60 124 |
| 29. | VAN THILLO, Bastijn | 14 MEGA | 44.67 123 |
| 30. | RUELENS, Henri | 14 DMB | 46.29 111 |
| 31. | RAMSDONCK, Kris | 14 ZGEEL | 46.34 110 |
| 32. | GEERS, Arnout | 14 TZT | 46.69 108 |
| 33. | VANDERSCHAEGHE, Daan | 14 SWEM | 47.29 104 |
| 34. | DECOCK, Nand | 14 MZK | 47.94 100 |
| 35. | MEYLAERS, Seppe | 14 PZC | 48.25 98 |
| 36. | TEIRLINCK, Tigo | 14 MEGA | 48.43 97 |
| 37. | KÄHLER, Mathias | 14 GZVN | 49.50 91 |
| 38. | COESSENS, Kobe | 14 FIRST | 53.73 71 |
| 39. | SANDRA, Tuur | 14 UZKZ | 53.76 71 |
| dis | ROIJERS, Remi | 14 UZKZ | |
| | SW 4.4 - valse start | | |
| FF | NIJS, Viktor | 14 DMB | |
| FF | STEEN, Remi | 14 IKZ | |
| FF | PIRARD, Driek | 14 STZC | |
| FF | JACOBS, Jul | 14 HOZT | |



Vlaamse Jeugd Talent Challenge 2025
 Antwerp, 24 - 26/1/2025

 Programmanr. 36
 26/01/2025 - 14:40

Jongens, 100m vlinderslag

 12 jaar
 Resultaten

Punten: AQUA 2024

| Rang | Geb. | Tijd | Pnt |
|------|---|---------------|--------------------|
| 1. | SCIACCA, Emilio | 13 TSZ | 1:17.12 263 |
| 2. | TORDEUR, Kilian | 13 GZVN | 1:18.73 247 |
| 3. | ROOMAN, Alexis | 13 LAQUA | 1:19.11 244 |
| 4. | HAUSPIE, Niel | 13 ISWIM | 1:19.20 243 |
| 5. | VERDONCK, Stan | 13 ZN | 1:20.37 232 |
| 6. | CLAEYS, Ybo | 13 ISWIM | 1:20.58 231 |
| 7. | VANDEMAELE, Egon | 13 KZK | 1:21.60 222 |
| 8. | JACQUEMYNS, Kobe | 13 DDAT | 1:21.70 221 |
| 9. | ROGIERS, Louis | 13 LZV | 1:22.29 216 |
| 10. | THIJSBAERT, Nio | 13 ZN | 1:22.96 211 |
| 11. | DE BRUYNE, Sander | 13 ISWIM | 1:23.00 211 |
| 12. | BECK, Stann | 13 FIRST | 1:23.20 209 |
| 13. | DESANTE, Leon | 13 TZT | 1:23.23 209 |
| 14. | VERACHTEN, Louis | 13 MOZKA | 1:23.72 206 |
| 15. | SEYMUS, Axel | 13 HZA | 1:25.89 190 |
| 16. | BOONEN, Karel | 13 FAST | 1:26.04 189 |
| 17. | HERMANS, Yesse | 13 DBT | 1:26.54 186 |
| 18. | VANDOOREN, Lou | 13 VZV | 1:26.57 186 |
| 19. | IMBERT, Otis | 13 BRABO | 1:26.76 185 |
| 20. | HALLET, Jessen | 13 STZ | 1:27.76 178 |
| 21. | VERCAMMEN, Magnus | 13 BRABO | 1:28.05 177 |
| 22. | VAN BRAECKEL, Seppe | 13 FAST | 1:28.83 172 |
| 23. | DE WEERDT, Bent | 13 ZVL | 1:30.84 161 |
| 24. | AERTS, Lenn | 13 SCWR | 1:31.65 157 |
| 25. | BEEL, Noah | 13 KWZC | 1:32.59 152 |
| 26. | CHRISTIAENS, Lucas | 13 TZT | 1:32.77 151 |
| 27. | VANDERGUCHT, Jonas | 13 STZ | 1:32.97 150 |
| 28. | SORGELOOS, Vincent | 13 AST | 1:34.70 142 |
| 29. | DE VLIAGER, Elliott | 13 FAST | 1:36.93 132 |
| 30. | VANHAECKE, Lowie | 13 ZB | 1:37.04 132 |
| 31. | VANDEVIJVERE, Lars | 13 ROSC | 1:37.72 129 |
| 32. | VANDENWEGHE, Dries | 13 ZCT | 1:39.77 121 |
| 33. | HUENS, Briek | 13 MEGA | 1:40.21 120 |
| 34. | VANHULLE, Willem | 13 MEGA | 1:40.91 117 |
| 35. | NEYRINCK, Ruben | 13 ZGEEL | 1:41.24 116 |
| 36. | MARIUS, Mattis | 13 AST | 1:45.80 102 |
| dis | MEUL, Rune | 13 ISWIM | |
| | <i>SW 8.2.a - armen niet boven water naar voor gebracht</i> | | |
| dis | MOENENS, Matteo | 13 KZK | |
| | <i>SW 8.2.a - armen niet boven water naar voor gebracht</i> | | |
| dis | THIELEMANS, Leon | 13 TZT | |
| | <i>SW 8.2.a - armen niet boven water naar voor gebracht</i> | | |
| FF | WIELEMAN, Robbe | 13 STZ | |

Vlaamse Jeugd Talent Challenge 2025
 Antwerp, 24 - 26/1/2025

 Programmanr. 37
 26/01/2025 - 14:50

Meisjes, 200m wisselslag

 13 - 14 jaar
 Resultaten


Punten: AQUA 2024

| Rang | Geb. | Tijd | Pnt | 50m | 100m | 150m | 200m | | |
|----------------|-------------------------|------|-------|----------------|------|-------|-------|-------|-------|
| 13 jaar | | | | | | | | | |
| 1. | VELGHE, Laura | 12 | IKZ | 2:36.93 | 519 | 33.28 | 40.38 | 46.60 | 36.67 |
| 2. | EELBODE, Emelie | 12 | ZNA | 2:39.28 | 496 | 34.65 | 41.33 | 49.34 | 33.96 |
| 3. | VERRET, Julie | 12 | ZS | 2:39.81 | 491 | 33.34 | 43.61 | 45.57 | 37.29 |
| 4. | LIBBRECHT, Zoë | 12 | UZKZ | 2:39.87 | 490 | 34.71 | 42.16 | 47.06 | 35.94 |
| 5. | MOR, Iris | 12 | BRABO | 2:40.00 | 489 | 36.21 | 41.88 | 45.89 | 36.02 |
| 6. | BIERINCKX, Mie | 12 | ZN | 2:42.02 | 471 | 37.33 | 42.93 | 44.89 | 36.87 |
| 7. | AELLEN, Bente | 12 | STZ | 2:42.52 | 467 | 35.11 | 40.13 | 49.60 | 37.68 |
| 8. | IANNINO, Valentina | 12 | STZ | 2:43.00 | 463 | 34.86 | 42.58 | 49.21 | 36.35 |
| 9. | DELPORTE, Elle | 12 | ZB | 2:43.67 | 457 | 36.54 | 41.69 | 48.28 | 37.16 |
| 10. | VERLUYTEN, Niene | 12 | TSZ | 2:43.76 | 456 | 35.36 | 41.42 | 50.48 | 36.50 |
| 11. | DE VREESE, Julie | 12 | MEGA | 2:43.92 | 455 | 38.29 | 40.57 | 50.08 | 34.98 |
| 12. | PUT, Fien | 12 | DBT | 2:44.67 | 449 | 35.69 | 44.53 | 46.10 | 38.35 |
| 13. | RUTSAERT, Emily | 12 | STA | 2:44.78 | 448 | 37.38 | 42.37 | 49.52 | 35.51 |
| 14. | ENGELLEN, Floor | 12 | DBT | 2:45.56 | 442 | 34.88 | 43.97 | 48.94 | 37.77 |
| 15. | TALBOOM, Maja | 12 | BRABO | 2:46.37 | 435 | 37.52 | 43.05 | 47.30 | 38.50 |
| 16. | DE SMET, Lily | 12 | ZDKK | 2:47.02 | 430 | 35.90 | 42.67 | 48.90 | 39.55 |
| 17. | MELIS, Vlinder | 12 | KST | 2:47.06 | 430 | 33.82 | 41.67 | 53.71 | 37.86 |
| 18. | DEMAREST, Hailey | 12 | ZB | 2:47.38 | 427 | 36.76 | 45.82 | 46.15 | 38.65 |
| 19. | BLANCQUAERT, Camille | 12 | MEGA | 2:48.35 | 420 | 35.57 | 41.63 | 54.99 | 36.16 |
| 20. | GINKELS, Febe | 12 | LAQUA | 2:49.08 | 415 | 36.52 | 45.21 | 48.98 | 38.37 |
| 21. | BAYENS, Nina | 12 | ZDKK | 2:49.58 | 411 | 36.13 | 45.05 | 52.34 | 36.06 |
| 22. | UYTTERHOEVEN, Fiebe | 12 | ZCT | 2:49.63 | 411 | 39.69 | 45.15 | 46.42 | 38.37 |
| 23. | DE BELDER, Kato | 12 | DMB | 2:49.64 | 410 | 39.08 | 43.54 | 49.17 | 37.85 |
| 24. | VAN DE WINKEL, Lola | 12 | AZL | 2:50.32 | 406 | 36.24 | 46.69 | 48.67 | 38.72 |
| 25. | JANSSEN, Lauren | 12 | GZVN | 2:50.36 | 405 | 38.39 | 44.51 | 49.10 | 38.36 |
| 26. | RUELENS, Cobien | 12 | DMB | 2:50.61 | 403 | 39.43 | 45.75 | 47.41 | 38.02 |
| 27. | MAES, Leonie | 12 | PZC | 2:51.49 | 397 | 37.06 | 46.05 | 51.07 | 37.31 |
| 28. | SPILEBEEN, Jutta | 12 | KZK | 2:51.59 | 397 | 36.02 | 46.31 | 51.35 | 37.91 |
| 29. | THIENPOND, Nina | 12 | TIME | 2:51.96 | 394 | 37.05 | 44.26 | 51.60 | 39.05 |
| 30. | BAHLOULA, Anissa | 12 | BRABO | 2:52.20 | 392 | 37.95 | 43.56 | 51.88 | 38.81 |
| 31. | DEBRABANDERE, Leonie | 12 | TSZ | 2:52.31 | 392 | 37.07 | 45.20 | 51.83 | 38.21 |
| | VERMAELEN, Miya | 12 | ZN | 2:52.31 | 392 | 40.09 | 46.40 | 47.67 | 38.15 |
| 33. | CASTELEYN, Yana | 12 | ZB | 2:52.44 | 391 | 39.22 | 47.21 | 47.80 | 38.21 |
| 34. | CLAEYS, Elena | 12 | TZT | 2:53.96 | 381 | 38.39 | 42.29 | 54.68 | 38.60 |
| 35. | BASSTANIE, Liene | 12 | ZN | 2:54.36 | 378 | 40.14 | 44.89 | 48.30 | 41.03 |
| 36. | VANSINA, Elle | 12 | KAZS | 2:55.38 | 371 | 37.71 | 44.86 | 53.87 | 38.94 |
| 37. | SCHOUTEDEN, Nienke | 12 | DMB | 2:56.04 | 367 | 39.47 | 45.21 | 53.47 | 37.89 |
| 38. | TOUQUET, Eline | 12 | SCWR | 2:56.52 | 364 | 41.11 | 44.69 | 51.48 | 39.24 |
| 39. | VANHAECKE, Juliette | 12 | MEGA | 2:56.74 | 363 | 39.10 | 45.71 | 53.79 | 38.14 |
| 40. | MAES, Julie | 12 | TRUST | 2:59.12 | 349 | 37.94 | 50.51 | 52.62 | 38.05 |
| | FF D'HONDT, Annelien | 12 | STZ | | | | | | |
| 14 jaar | | | | | | | | | |
| 1. | BROUWERS, Charlotte | 11 | DBT | 2:27.38 | 626 | 32.38 | 40.56 | 41.71 | 32.73 |
| 2. | LAMMENS, Mary | 11 | TZT | 2:29.34 | 602 | 31.88 | 39.02 | 45.72 | 32.72 |
| 3. | VANDEVENNE, Liah | 11 | DBT | 2:30.47 | 588 | 31.82 | 39.13 | 46.25 | 33.27 |
| 4. | MERTENS, Femke | 11 | SHARK | 2:36.52 | 523 | 33.17 | 39.26 | 48.53 | 35.56 |
| 5. | LUYTEN, Julie | 11 | AZK | 2:38.22 | 506 | 33.12 | 42.90 | 44.92 | 37.28 |
| 6. | VANDERLINDEN, Paulien | 11 | BEST | 2:38.49 | 503 | 33.80 | 40.81 | 46.35 | 37.53 |
| 7. | DEPAEPE, Elize | 11 | ROSC | 2:38.89 | 500 | 34.66 | 39.94 | 48.97 | 35.32 |
| 8. | FEYS, Farah | 11 | KZK | 2:39.22 | 497 | 33.58 | 41.56 | 48.01 | 36.07 |
| 9. | KEMPS, Elize | 11 | MOZKA | 2:40.19 | 488 | 33.83 | 42.25 | 48.53 | 35.58 |
| 10. | VAN LITSENBORG, Aurélie | 11 | DBT | 2:40.83 | 482 | 35.08 | 41.09 | 48.50 | 36.16 |
| 11. | THYS, Lena | 11 | KAZS | 2:40.91 | 481 | 35.45 | 43.39 | 46.89 | 35.18 |

Vlaamse Jeugd Talent Challenge 2025
 Antwerp, 24 - 26/1/2025

Programmanr. 37, Meisjes, 200m wisselslag, 14 jaar

| Rang | Geb. | Tijd | Pnt | 50m | 100m | 150m | 200m | | |
|------|------------------------|------|-------|----------------|------|-------|-------|-------|-------|
| 12. | BELLENS, Lore | 11 | SHARK | 2:41.21 | 478 | 34.06 | 42.03 | 48.21 | 36.91 |
| 13. | DARRAS, Nina | 11 | TZT | 2:41.60 | 475 | 34.54 | 41.20 | 49.47 | 36.39 |
| 14. | GANTOIS, Janne | 11 | BZK | 2:41.82 | 473 | 34.70 | 42.08 | 49.42 | 35.62 |
| 15. | SCHACHT, Hanne | 11 | IKZ | 2:42.13 | 470 | 36.50 | 42.28 | 46.14 | 37.21 |
| 16. | STESSENS, Emma-Louis | 11 | TSZ | 2:42.50 | 467 | 34.83 | 42.30 | 48.29 | 37.08 |
| 17. | WEVERS, Gitte | 11 | DMB | 2:42.86 | 464 | 37.24 | 41.03 | 48.26 | 36.33 |
| 18. | POEL, Maren | 11 | DBT | 2:43.49 | 459 | 37.02 | 43.28 | 46.65 | 36.54 |
| 19. | MESTDAGH, Laure | 11 | BZK | 2:43.89 | 455 | 35.68 | 45.24 | 45.65 | 37.32 |
| 20. | VAN BOCKSTAL, Yoanna | 11 | HOZT | 2:43.94 | 455 | 35.53 | 41.46 | 50.52 | 36.43 |
| 21. | SARGESJAN, Nala | 11 | HZS | 2:44.45 | 451 | 34.26 | 43.79 | 50.57 | 35.83 |
| 22. | DURT, Reine | 11 | SHARK | 2:45.34 | 443 | 35.99 | 46.11 | 45.14 | 38.10 |
| 23. | ASSCHERICKX, Chloé | 11 | KAZS | 2:45.58 | 441 | 34.62 | 42.91 | 51.31 | 36.74 |
| 24. | VANDERMARLIERE, Juna | 11 | ISWIM | 2:46.06 | 438 | 36.31 | 44.71 | 49.20 | 35.84 |
| 25. | DRUWEL, Nora | 11 | TIME | 2:46.15 | 437 | 34.97 | 42.41 | 51.17 | 37.60 |
| 26. | KERCKHOFS, Nienke | 11 | BEST | 2:46.24 | 436 | 36.62 | 42.79 | 49.38 | 37.45 |
| 27. | VANLANCKER, Ynthe | 11 | DMI | 2:46.30 | 436 | 35.77 | 43.90 | 46.51 | 40.12 |
| 28. | BONASSI, Hélène | 11 | UZKZ | 2:46.41 | 435 | 37.83 | 41.99 | 49.99 | 36.60 |
| 29. | VERDOOD, Pip | 11 | ZVL | 2:46.72 | 432 | 36.33 | 44.69 | 50.39 | 35.31 |
| 30. | GAUDAEN, Maud | 11 | TSZ | 2:46.79 | 432 | 34.72 | 43.01 | 52.31 | 36.75 |
| 31. | VANGELOVEN, Fran | 11 | DMB | 2:47.08 | 430 | 38.55 | 44.35 | 47.73 | 36.45 |
| 32. | HAUTEKIET, Nanoe | 11 | BZK | 2:47.30 | 428 | 33.47 | 42.69 | 53.53 | 37.61 |
| 33. | THEWISSEN, Mirthe | 11 | HZS | 2:48.22 | 421 | 36.40 | 43.36 | 50.88 | 37.58 |
| 34. | VERNIERS, Nime | 11 | ZS | 2:48.39 | 420 | 39.83 | 43.00 | 49.72 | 35.84 |
| 35. | DE BRUYNE, Silke | 11 | ISWIM | 2:49.37 | 412 | 38.56 | 43.13 | 49.59 | 38.09 |
| 36. | CAENEPEEL, Aimée | 11 | ISWIM | 2:49.45 | 412 | 36.28 | 44.30 | 53.09 | 35.78 |
| 37. | KERKHOFS, Kaat | 11 | DMB | 2:49.72 | 410 | 36.68 | 44.69 | 50.49 | 37.86 |
| FF | CLAESSENS, Ella-Louise | 11 | GZVN | | | | | | |



Vlaamse Jeugd Talent Challenge 2025
Antwerp, 24 - 26/1/2025


Programmanr. 38
26/01/2025 - 15:20

Jongens, 200m vlinderslag

13 - 14 jaar
Resultaten

Punten: AQUA 2024

| Rang | Geb. | Tijd | Pnt | 50m | 100m | 150m | 200m | | |
|----------------|------------------------|------|-------|----------------|------|-------|-------|-------|-------|
| 13 jaar | | | | | | | | | |
| 1. | CHABOTTIER, Largo | 12 | KLSVZ | 2:48.29 | 281 | 36.26 | 43.13 | 45.08 | 43.82 |
| 2. | DE RIDDER, Arne | 12 | ZS | 2:54.45 | 253 | 38.07 | 45.09 | 45.74 | 45.55 |
| | FF VINCENT, Rune | 12 | ISWIM | | | | | | |
| 14 jaar | | | | | | | | | |
| 1. | ONA, Cesar | 11 | GZVN | 2:33.16 | 373 | 32.10 | 38.51 | 41.36 | 41.19 |
| 2. | SCIACCA, Leandro | 11 | TSZ | 2:33.52 | 371 | 32.86 | 38.25 | 41.17 | 41.24 |
| 3. | VAN DEN BREMT, Mathias | 11 | AZL | 2:37.69 | 342 | 34.13 | 39.98 | 40.98 | 42.60 |
| 4. | QUARTIER, Matisse | 11 | ROSC | 2:39.66 | 330 | 35.18 | 41.19 | 43.04 | 40.25 |
| 5. | EVENS, Vince | 11 | DMB | 2:40.50 | 324 | 34.37 | 40.52 | 42.48 | 43.13 |
| 6. | TACQ, Nathan | 11 | TIME | 2:43.21 | 309 | 36.09 | 41.58 | 43.16 | 42.38 |
| 7. | KEUSTERMANS, Lard | 11 | HOZT | 2:44.78 | 300 | 36.06 | 42.08 | 42.49 | 44.15 |



Vlaamse Jeugd Talent Challenge 2025
 Antwerp, 24 - 26/1/2025

 Programmanr. 39
 26/01/2025 - 15:25

Meisjes, 200m wisselslag

 11 - 12 jaar
 Resultaten

Punten: AQUA 2024


| Rang | Geb. | Tijd | Pnt | 50m | 100m | 150m | 200m | | |
|---|------------------------|------|-------|----------------|------|-------|-------|---------|-------|
| 11 jaar | | | | | | | | | |
| 1. | ROGIERS, Layla | 14 | LAQUA | 2:52.34 | 391 | 37.76 | 46.99 | 49.81 | 37.78 |
| 2. | DERRE, Fleur | 14 | TSZ | 2:54.29 | 378 | 39.53 | 44.66 | 49.40 | 40.70 |
| 3. | PEERSMAN, Malin | 14 | LAQUA | 2:55.14 | 373 | 37.56 | 45.94 | 52.53 | 39.11 |
| 4. | ANTIPINA, Alexandra | 14 | LAQUA | 3:01.67 | 334 | 41.76 | 46.87 | 53.70 | 39.34 |
| 5. | BEIJNSBERGER, Louise | 14 | DMB | 3:02.17 | 331 | 38.83 | 49.14 | 53.62 | 40.58 |
| 6. | VAN HEES, Lenthel | 14 | DBT | 3:02.41 | 330 | 40.06 | 47.91 | 53.91 | 40.53 |
| 7. | DEWITTE, Elise | 14 | BZK | 3:03.44 | 324 | 39.77 | 46.80 | 56.99 | 39.88 |
| 8. | RYCKEMAN, Ella | 14 | ROSC | 3:04.35 | 320 | 39.26 | 47.81 | 55.83 | 41.45 |
| 9. | SOARES ALMEIDA, Anna | 14 | LAQUA | 3:06.12 | 311 | 45.25 | 48.01 | 52.04 | 40.82 |
| 10. | DIERCKX, Astrid | 14 | KST | 3:06.43 | 309 | 42.60 | 51.75 | 52.10 | 39.98 |
| 11. | CLAESSENS, Isa-Beau | 14 | GZVN | 3:06.86 | 307 | 39.78 | 51.20 | 55.24 | 40.64 |
| 12. | LOWAGIE, Lily | 14 | VZV | 3:07.30 | 305 | 44.90 | 50.68 | 50.97 | 40.75 |
| 13. | VREYS, Anse | 14 | DBT | 3:07.54 | 304 | 44.20 | 51.18 | 51.26 | 40.90 |
| 14. | MELIS, Fee | 14 | KST | 3:07.82 | 302 | 45.32 | 47.83 | 53.30 | 41.37 |
| 15. | ROSSEEL, Janne | 14 | TRUST | 3:08.25 | 300 | 40.84 | 46.29 | 57.74 | 43.38 |
| 16. | DE RIDDER, Roxane | 14 | ZGEEL | 3:12.39 | 281 | 45.86 | 49.03 | 55.20 | 42.30 |
| 17. | GHEKIERE, June | 14 | ZB | 3:13.12 | 278 | 44.51 | 49.30 | 54.65 | 44.66 |
| 18. | VANDER HOOGERSTRAE, N. | 14 | MEGA | 3:13.51 | 276 | 46.92 | 46.33 | 56.44 | 43.82 |
| 19. | BOND, Maya | 14 | ZCT | 3:14.40 | 273 | 43.07 | 52.01 | 57.25 | 42.07 |
| 20. | LAUREYSENS, Jutta | 14 | ZN | 3:15.16 | 269 | 41.50 | 52.91 | 55.37 | 45.38 |
| 21. | CLAES, Janne | 14 | DBT | 3:15.36 | 269 | 47.33 | 47.81 | 56.81 | 43.41 |
| 22. | TYVAERT, Babette | 14 | ISWIM | 3:15.87 | 266 | 44.40 | 48.17 | 1:01.73 | 41.57 |
| | VAN GOETHEM, Lotte | 14 | SWEM | 3:15.87 | 266 | 47.28 | 50.11 | 57.80 | 40.68 |
| 24. | DE BIE, Lize | 14 | FIRST | 3:16.09 | 266 | 47.55 | 50.36 | 53.51 | 44.67 |
| 25. | SCHOOFS, Elise | 14 | BRABO | 3:16.61 | 263 | 47.21 | 49.73 | 55.43 | 44.24 |
| 26. | VAN DE VYVERE, Lena | 14 | STW | 3:16.67 | 263 | 44.78 | 53.27 | 54.09 | 44.53 |
| 27. | WEGENER, Lena | 14 | SCZ | 3:19.30 | 253 | 45.25 | 50.94 | 58.96 | 44.15 |
| 28. | KENIS, Sterre | 14 | HOZT | 3:19.36 | 253 | 47.89 | 47.55 | 1:01.66 | 42.26 |
| 29. | DE WIT, Flore | 14 | BRABO | 3:19.52 | 252 | 46.72 | 50.11 | 56.79 | 45.90 |
| 30. | HUYBEN, Stien | 14 | TZT | 3:19.54 | 252 | 46.97 | 52.36 | 58.19 | 42.02 |
| 31. | DIEUSAERT, Roselien | 14 | ROSC | 3:19.60 | 252 | 46.45 | 52.12 | 58.60 | 42.43 |
| 32. | VERNIEUWE, Leanne | 14 | TZT | 3:19.67 | 252 | 43.45 | 51.09 | 1:02.89 | 42.24 |
| 33. | TUYTENS, Laure | 14 | UZKZ | 3:20.28 | 249 | 45.17 | 51.33 | 58.28 | 45.50 |
| 34. | CASTELEYN, Dieuwertje | 14 | HZA | 3:20.78 | 247 | 44.54 | 51.77 | 58.08 | 46.39 |
| 35. | VANSTEENKISTE, Marilou | 14 | IKZ | 3:21.13 | 246 | 47.87 | 52.17 | 57.65 | 43.44 |
| 36. | VANDENVEN, Saar | 14 | BRABO | 3:21.98 | 243 | 49.12 | 50.34 | 56.95 | 45.57 |
| 37. | NULENS, Azzurra | 14 | DMB | 3:22.73 | 240 | 45.61 | 54.70 | 59.53 | 42.89 |
| 38. | TYAGI, Yashwini | 14 | LAQUA | 3:24.43 | 234 | 47.84 | 51.79 | 58.48 | 46.32 |
| 39. | HIEMELEERS, Fien | 14 | HZS | 3:25.95 | 229 | 47.53 | 54.95 | 57.96 | 45.51 |
| 40. | DELCOIGNE, Ella | 14 | DDAT | 3:26.15 | 228 | 42.77 | 52.00 | 1:02.41 | 48.97 |
| 41. | VANESBECK, Emma | 14 | PZC | 3:27.71 | 223 | 48.32 | 54.07 | 59.93 | 45.39 |
| 42. | NEUVILLE, Axelle | 14 | HZA | 3:29.91 | 216 | 47.26 | 56.89 | 1:02.57 | 43.19 |
| 43. | SWINNEN, Paulien | 14 | DBT | 3:32.41 | 209 | 50.85 | 58.97 | 59.28 | 43.31 |
| 44. | VAN DEN HEUVEL, Aude | 14 | TSZ | 3:40.81 | 186 | 52.25 | 56.42 | 1:02.71 | 49.43 |
| dis | DEKEIN, Marthe | 14 | ISWIM | | | | | | |
| SW 9.4.7.6 - Op het einde van het wedstrijdgedeelte schoolslag, heeft de zwemmer de muur niet met 2 handen gelijktijdig aangetikt of de handen op elkaar gelegd | | | | | | | | | |
| dis | VANPOUCKE, Lotte | 14 | TZT | | | | | | |
| SW 8.2.a - armen niet boven water naar voor gebracht | | | | | | | | | |
| FF | KOLICHEVA, Katalaya | 14 | AST | | | | | | |

Vlaamse Jeugd Talent Challenge 2025
 Antwerp, 24 - 26/1/2025

Programmanr. 39, Meisjes, 200m wisselslag

12 jaar

| | | | | | | | | | |
|-----|-----------------------|----|-------|----------------|-----|-------|-------|-------|-------|
| 1. | DE JONG, Suzan | 13 | ZALM | 2:43.48 | 459 | 34.83 | 42.67 | 48.80 | 37.18 |
| 2. | VAN BUNDER, Inez | 13 | TSZ | 2:43.66 | 457 | 34.22 | 42.68 | 49.55 | 37.21 |
| 3. | LONCKE, Jutta | 13 | STA | 2:48.57 | 418 | 39.76 | 43.01 | 47.53 | 38.27 |
| 4. | LAGACIE, Axelle | 13 | IKZ | 2:48.72 | 417 | 37.36 | 43.03 | 51.38 | 36.95 |
| 5. | VAN DER PLAS, Lotte | 13 | MEGA | 2:49.08 | 415 | 37.53 | 44.68 | 47.08 | 39.79 |
| 6. | NOUWEN, Fleur | 13 | DMB | 2:49.83 | 409 | 38.76 | 43.83 | 50.36 | 36.88 |
| 7. | TAVERNIER, Lucia | 13 | MEGA | 2:50.81 | 402 | 36.33 | 45.18 | 51.56 | 37.74 |
| 8. | THEUWISSEN, Nore | 13 | DMB | 2:51.05 | 400 | 38.62 | 44.83 | 50.16 | 37.44 |
| 9. | LAMMENS, Alix | 13 | LZV | 2:51.15 | 400 | 37.23 | 42.86 | 52.36 | 38.70 |
| 10. | DAS, Louise | 13 | STZC | 2:52.06 | 393 | 37.91 | 45.06 | 51.67 | 37.42 |
| 11. | DE SMET, Amélie | 13 | STW | 2:52.15 | 393 | 36.37 | 44.18 | 52.23 | 39.37 |
| 12. | BOGAERT, Hanne | 13 | FIRST | 2:55.93 | 368 | 38.72 | 45.01 | 52.69 | 39.51 |
| 13. | VAN ROY, Onah | 13 | ALZV | 2:56.23 | 366 | 36.23 | 45.97 | 53.65 | 40.38 |
| 14. | DEPLOIGE, Felien | 13 | TRUST | 2:56.30 | 366 | 38.25 | 47.12 | 52.39 | 38.54 |
| 15. | DEVUYST, Oona | 13 | ROSC | 2:56.89 | 362 | 37.64 | 44.43 | 55.47 | 39.35 |
| 16. | WYFFELS, Louise Marie | 13 | DDAT | 2:57.22 | 360 | 38.08 | 44.54 | 55.08 | 39.52 |
| 17. | MATTHEEUSEN, Ella | 13 | AZK | 2:57.74 | 357 | 40.15 | 47.02 | 49.74 | 40.83 |
| 18. | VAN TILBURG, Frauke | 13 | ZGEEL | 2:59.73 | 345 | 38.29 | 46.02 | 55.75 | 39.67 |
| 19. | PIRA, Anne-Sophie | 13 | DBT | 2:59.88 | 344 | 38.90 | 49.13 | 53.84 | 38.01 |
| 20. | WYNANTS, Hanne | 13 | TRUST | 3:00.21 | 342 | 39.36 | 44.99 | 53.38 | 42.48 |
| 21. | VAN STEENKISTE, Lia | 13 | TZT | 3:00.58 | 340 | 40.44 | 44.67 | 53.51 | 41.96 |
| 22. | VANHEESWIJCK, Amelea | 13 | DMB | 3:01.69 | 334 | 37.79 | 50.16 | 54.89 | 38.85 |
| | VLASSAKS, Rosalie | 13 | PZC | 3:01.69 | 334 | 38.05 | 49.00 | 55.54 | 39.10 |
| 24. | BARTHOLOMEUS, F. | 13 | VZV | 3:01.83 | 333 | 42.08 | 47.55 | 53.39 | 38.81 |
| 25. | DEVUE, Rosalie | 13 | KAZS | 3:02.47 | 330 | 41.54 | 46.56 | 54.82 | 39.55 |
| 26. | NUYTKENS, Marie | 13 | ZCK | 3:02.97 | 327 | 39.19 | 46.27 | 55.06 | 42.45 |
| 27. | VAN DE WOUWER, Myrthe | 13 | HZA | 3:03.23 | 326 | 42.88 | 48.59 | 52.56 | 39.20 |
| 28. | ADRIAENSEN, Lena | 13 | MOZKA | 3:03.59 | 324 | 38.64 | 46.23 | 58.91 | 39.81 |
| 29. | DE WEVER, Maud | 13 | IKZ | 3:03.66 | 323 | 41.45 | 49.66 | 51.92 | 40.63 |
| 30. | BEULENS, Lotte | 13 | FIRST | 3:03.84 | 322 | 41.42 | 49.08 | 52.34 | 41.00 |
| 31. | WAIGNEIN, Rosie | 13 | MEGA | 3:04.02 | 321 | 43.02 | 48.32 | 51.98 | 40.70 |
| 32. | PETKOVA, Sofia | 13 | SCZ | 3:04.20 | 320 | 39.42 | 49.08 | 54.40 | 41.30 |
| 33. | PIESSENS, Marie | 13 | ZCT | 3:04.37 | 320 | 40.84 | 48.11 | 54.66 | 40.76 |
| 34. | CREMER, Fotini | 13 | DBT | 3:05.00 | 316 | 43.13 | 46.37 | 54.40 | 41.10 |
| 35. | DECALUWÉ, Elouise | 13 | ZCT | 3:05.02 | 316 | 43.48 | 46.60 | 55.31 | 39.63 |
| 36. | JANSSEN, Lucy | 13 | ZCT | 3:07.02 | 306 | 42.77 | 47.35 | 56.19 | 40.71 |
| 37. | LESSELIERS, Emily | 13 | ZS | 3:07.07 | 306 | 42.53 | 45.78 | 56.30 | 42.46 |
| 38. | AELBRECHT, Juliette | 13 | ZCK | 3:07.11 | 306 | 41.03 | 48.12 | 54.51 | 43.45 |
| 39. | JANSSENS, Lieze | 13 | DBT | 3:07.13 | 306 | 40.36 | 48.01 | 55.43 | 43.33 |
| 40. | MOXHET, Tess | 13 | DIZV | 3:07.27 | 305 | 42.97 | 50.08 | 53.97 | 40.25 |
| 41. | LOWAGIE, Lola | 13 | VZV | 3:07.55 | 304 | 47.48 | 48.42 | 50.98 | 40.67 |
| 42. | VANDENBROUCKE, Febe | 13 | TZT | 3:08.04 | 301 | 45.14 | 46.98 | 55.63 | 40.29 |
| 43. | BIESEMANS, Jana | 13 | ZIOS | 3:08.34 | 300 | 45.29 | 47.93 | 51.89 | 43.23 |
| 44. | MAES, Hanne | 13 | AST | 3:09.59 | 294 | 42.75 | 49.23 | 55.63 | 41.98 |
| 45. | VANDEWAERDE, Oobe | 13 | DMB | 3:10.75 | 289 | 46.11 | 49.61 | 53.80 | 41.23 |
| 46. | REMANS, Rosalie | 13 | TRUST | 3:10.88 | 288 | 44.10 | 50.52 | 56.03 | 40.23 |
| 47. | VOLDERS, Ella | 13 | ZVL | 3:17.41 | 260 | 52.65 | 48.76 | 55.95 | 40.05 |
| | FF VERSPECHT, Kaat | 13 | ZCK | | | | | | |



Vlaamse Jeugd Talent Challenge 2025
 Antwerp, 24 - 26/1/2025


 Programmanr. 40
 26/01/2025 - 16:10

Jongens, 100m schoolslag

 11 - 12 jaar
 Resultaten

Punten: AQUA 2024

| Rang | | Geb. | | Tijd | Pnt |
|---------|-----------------------------|------|------------|----------------|------------|
| 11 jaar | | | | | |
| 1. | GOEMAERE, Cyriel | 14 | KZK | 1:31.71 | 238 |
| 2. | DE VREESE, Seppe | 14 | MEGA | 1:31.99 | 236 |
| 3. | GINKELS, Robbe | 14 | LAQUA | 1:33.95 | 221 |
| 4. | NABIULLIN, Tim | 14 | SCZ | 1:34.51 | 217 |
| 5. | LEYSEN, Benjamin | 14 | KST | 1:35.19 | 213 |
| 6. | MAES, Mathijs | 14 | ZGEEL | 1:35.25 | 212 |
| 7. | BEUSELINCK, Liam | 14 | SCWR | 1:35.81 | 209 |
| 8. | VANDEPUTTE, Jorbe | 14 | IKZ | 1:36.51 | 204 |
| 9. | RATIU, Thomas | 14 | ZCT | 1:38.59 | 192 |
| 10. | ROGIERS, Jack | 14 | ISWIM | 1:38.82 | 190 |
| 11. | MERTENS, Dieter | 14 | SHARK | 1:38.85 | 190 |
| 12. | LOUCKX, Tim | 14 | SCWR | 1:40.47 | 181 |
| 13. | DE ROOS, Kasper | 14 | ZCK | 1:40.71 | 180 |
| 14. | GRELLIER, Oscar | 14 | SCWR | 1:40.83 | 179 |
| 15. | POOT, Rube | 14 | MZK | 1:41.72 | 174 |
| 16. | LENAERTS, Joppe | 14 | BRABO | 1:41.76 | 174 |
| 17. | VAN THILLO, Bastijn | 14 | MEGA | 1:41.87 | 174 |
| 18. | NABIULLIN, Max | 14 | SCZ | 1:42.49 | 170 |
| 19. | THYS, Vince | 14 | STZC | 1:44.58 | 160 |
| 20. | KÄHLER, Mathias | 14 | GZVN | 1:46.46 | 152 |
| 21. | POORTERS, Arne | 14 | GZVN | 1:46.65 | 151 |
| 22. | SANDRA, Tuur | 14 | UZKZ | 1:46.76 | 151 |
| 23. | VAN HOVE, Nand | 14 | MOZKA | 1:46.82 | 150 |
| 24. | BOLLEN, Warre | 14 | PZC | 1:47.01 | 150 |
| 25. | VANHEE, Tibe | 14 | TIME | 1:48.04 | 145 |
| 26. | FERREIRA CRAVO, Enzo | 14 | DMB | 1:48.06 | 145 |
| 27. | ROIJERS, Remi | 14 | UZKZ | 1:48.37 | 144 |
| 28. | GHYSELBRECHT, Bent | 14 | DMI | 1:48.41 | 144 |
| 29. | VANRUSSELT, Rafaël | 14 | GZVN | 1:49.11 | 141 |
| 30. | DAEM, Joppe | 14 | FIRST | 1:50.13 | 137 |
| 31. | BOSMANS, Vince | 14 | DMB | 1:50.46 | 136 |
| 32. | TEIRLINCK, Tigo | 14 | MEGA | 1:50.75 | 135 |
| 33. | GEERS, Arnout | 14 | TZT | 1:51.32 | 133 |
| 34. | MEYLAERS, Seppe | 14 | PZC | 1:51.55 | 132 |
| 35. | VANDERSCHAEGHE, Daan | 14 | SWEM | 1:52.41 | 129 |
| 36. | JORISKES, Gijs | 14 | DMB | 1:52.86 | 128 |
| 37. | STAELENS, Tyler | 14 | ROSC | 1:53.75 | 125 |
| 38. | DECOCK, Nand | 14 | MZK | 1:53.93 | 124 |
| 39. | WENES, Fausto | 14 | MZK | 1:55.27 | 120 |
| 40. | COESSENS, Kobe | 14 | FIRST | 1:56.06 | 117 |
| 41. | LAUWENS, Finn | 14 | ZCK | 1:56.42 | 116 |
| 42. | RUELENS, Henri | 14 | DMB | 2:00.26 | 105 |
| 43. | DUDLEY, John Andrew | 14 | LAQUA | 2:03.64 | 97 |
| dis | RAMSDONCK, Kris | 14 | ZGEEL | | |
| | <i>SW 4.4 - valse start</i> | | | | |
| FF | NIJS, Viktor | 14 | DMB | | |
| FF | STEEN, Remi | 14 | IKZ | | |
| FF | PIRARD, Driek | 14 | STZC | | |
| FF | JACOBS, Jul | 14 | HOZT | | |



Vlaamse Jeugd Talent Challenge 2025
 Antwerp, 24 - 26/1/2025

Programmanr. 40, Jongens, 100m schoolslag

12 jaar

| | | | | | |
|-----|-------------------------|-----------|------------|----------------|------------|
| 1. | HAUSPIE, Niel | 13 | ISWIM | 1:23.87 | 311 |
| 2. | VERDONCK, Stan | 13 | ZN | 1:25.25 | 297 |
| 3. | TORDEUR, Kilian | 13 | GZVN | 1:29.31 | 258 |
| 4. | VERACHTEN, Louis | 13 | MOZKA | 1:29.78 | 254 |
| 5. | CLAEYS, Ybo | 13 | ISWIM | 1:30.95 | 244 |
| 6. | BECK, Stann | 13 | FIRST | 1:31.17 | 242 |
| 7. | SEYMUS, Axel | 13 | HZA | 1:31.25 | 242 |
| 8. | DE VLIEGER, Elliott | 13 | FAST | 1:32.50 | 232 |
| 9. | WIELEMAN, Robbe | 13 | STZ | 1:32.65 | 231 |
| 10. | ROOMAN, Alexis | 13 | LAQUA | 1:33.04 | 228 |
| 11. | APERS, Reda | 13 | BRABO | 1:33.43 | 225 |
| 12. | VANDEMAELE, Egon | 13 | KZK | 1:33.52 | 224 |
| 13. | CHRISTIAENS, Lucas | 13 | TZT | 1:34.51 | 217 |
| 14. | THIJSBAERT, Nio | 13 | ZN | 1:34.77 | 216 |
| 15. | IMBERT, Otis | 13 | BRABO | 1:35.16 | 213 |
| 16. | VANHAECKE, Lowie | 13 | ZB | 1:36.19 | 206 |
| 17. | MEUL, Rune | 13 | ISWIM | 1:36.55 | 204 |
| 18. | VANDERGUCHT, Jonas | 13 | STZ | 1:36.66 | 203 |
| 19. | THIELEMANS, Leon | 13 | TZT | 1:37.05 | 201 |
| 20. | DESANTE, Leon | 13 | TZT | 1:37.86 | 196 |
| 21. | TIEST, Falco | 13 | BRABO | 1:37.87 | 196 |
| 22. | BEEL, Noah | 13 | KWZC | 1:38.07 | 195 |
| 23. | BOONEN, Karel | 13 | FAST | 1:38.16 | 194 |
| 24. | LEMMENS, Luca | 13 | TRUST | 1:38.27 | 193 |
| 25. | BOEL, Elias | 13 | AZL | 1:38.74 | 191 |
| 26. | JACQUEMYNS, Kobe | 13 | DDAT | 1:39.03 | 189 |
| 27. | VAN BRAECKEL, Seppe | 13 | FAST | 1:39.04 | 189 |
| 28. | DE SMET, Kobe | 13 | STA | 1:39.25 | 188 |
| 29. | SCIACCA, Emilio | 13 | TSZ | 1:39.30 | 187 |
| 30. | VAN DE STEENE, Roel | 13 | STA | 1:39.80 | 185 |
| 31. | VANDENWEGHE, Dries | 13 | ZCT | 1:40.15 | 183 |
| 32. | HALLET, Jessen | 13 | STZ | 1:40.59 | 180 |
| 33. | MARIUS, Mattis | 13 | AST | 1:41.08 | 178 |
| 34. | SORGeloos, Vincent | 13 | AST | 1:41.66 | 175 |
| 35. | DE WEERDT, Bent | 13 | ZVL | 1:42.42 | 171 |
| 36. | VANDOOREN, Lou | 13 | VZV | 1:42.46 | 171 |
| 37. | HERMANS, Yesse | 13 | DBT | 1:42.60 | 170 |
| 38. | AERTS, Lenn | 13 | SCWR | 1:44.00 | 163 |
| 39. | MOENENS, Matteo | 13 | KZK | 1:44.27 | 162 |
| 40. | MAASKANT, Albin | 13 | SCZ | 1:45.53 | 156 |
| 41. | DE BRUYNE, Sander | 13 | ISWIM | 1:45.81 | 155 |
| 42. | FEYAERTS, Jeroen | 13 | TRUST | 1:46.62 | 151 |
| 43. | VANDEVIJVERE, Lars | 13 | ROSC | 1:47.13 | 149 |
| 44. | HUENS, Briek | 13 | MEGA | 1:47.55 | 147 |
| 45. | NEYRINCK, Ruben | 13 | ZGEEL | 1:47.89 | 146 |
| 46. | ROGIERS, Louis | 13 | LZV | 1:49.35 | 140 |
| 47. | VANHULLE, Willem | 13 | MEGA | 1:50.83 | 135 |

Vlaamse Jeugd Talent Challenge 2025
 Antwerp, 24 - 26/1/2025

 Programmanr. 41
 26/01/2025 - 16:35

Meisjes, 100m vlinderslag

 13 - 14 jaar
 Resultaten

Punten: AQUA 2024

| Rang | Geb. | Tijd | Pnt |
|----------------|--------------------------|----------|-------------|
| 13 jaar | | | |
| 1. | VERRET, Julie | 12 ZS | 1:10.87 479 |
| 2. | LIBBRECHT, Zoë | 12 UZKZ | 1:14.24 417 |
| 3. | ENGELEN, Floor | 12 DBT | 1:16.73 378 |
| 4. | JORISKES, Lore | 12 DMB | 1:18.69 350 |
| 5. | IANNINO, Valentina | 12 STZ | 1:18.91 347 |
| 6. | VERNIEUWE, Irene | 12 TZT | 1:19.12 344 |
| 7. | PUT, Fien | 12 DBT | 1:20.09 332 |
| 8. | VAN DE WINKEL, Lola | 12 AZL | 1:20.17 331 |
| 9. | GINKELS, Febe | 12 LAQUA | 1:20.32 329 |
| 10. | HUYBEN, Isolde | 12 TZT | 1:20.36 329 |
| 11. | DELRUE, Aure | 12 DMI | 1:22.43 304 |
| 12. | MAES, Julie | 12 TRUST | 1:23.06 298 |
| 13. | JANSSEN, Lauren | 12 GZVN | 1:24.12 286 |
| 14. | DEBRABANDERE, Leonie | 12 TSZ | 1:24.48 283 |
| 15. | MAES, Leonie | 12 PZC | 1:24.56 282 |
| 16. | BOTERBERGH, Lieke | 12 AST | 1:25.12 276 |
| 17. | VANSINA, Elle | 12 KAZS | 1:25.86 269 |
| FF | D'HONDT, Annelien | 12 STZ | |
| 14 jaar | | | |
| 1. | DE BRUYCKER, Chloë | 11 TZT | 1:05.40 610 |
| 2. | LAMMENS, Mary | 11 TZT | 1:06.07 592 |
| 3. | VANDEVENNE, Liah | 11 DBT | 1:07.61 552 |
| 4. | LINSKENS, Elloise | 11 TZT | 1:08.40 533 |
| 5. | GAYTANT, Sterre | 11 ZORO | 1:10.85 480 |
| 6. | FEYS, Farah | 11 KZK | 1:11.52 466 |
| 7. | LUYTEN, Julie | 11 AZK | 1:12.31 451 |
| 8. | KEMPS, Elize | 11 MOZKA | 1:12.62 445 |
| 9. | ASSCHERICKX, Chloé | 11 KAZS | 1:13.90 423 |
| 10. | GAUDAEN, Maud | 11 TSZ | 1:14.35 415 |
| 11. | MEULEMEESTER, Nore | 11 TZT | 1:14.56 411 |
| 12. | VANDEKERCKHOVE, Juliette | 11 TZT | 1:14.85 407 |
| 13. | HAUTEKIET, Nanoe | 11 BZK | 1:15.72 393 |
| 14. | BELLENS, Lore | 11 SHARK | 1:15.87 391 |
| 15. | MALFAIT, Lizanna (Lizi) | 11 FAST | 1:16.18 386 |
| 16. | MAES, Noor | 11 AST | 1:16.73 378 |
| 17. | VAN BOCKSTAL, Yoanna | 11 HOZT | 1:16.80 376 |
| 18. | DRUWEL, Nora | 11 TIME | 1:17.89 361 |
| 19. | DURT, Reine | 11 SHARK | 1:18.14 357 |
| 20. | CAENEPEEL, Aimée | 11 ISWIM | 1:18.84 348 |
| 21. | VANDERMARLIERE, Juna | 11 ISWIM | 1:23.43 294 |
| 22. | VERDOOD, Pip | 11 ZVL | 1:23.55 292 |
| FF | CLAESSENS, Ella-Louise | 11 GZVN | |

Vlaamse Jeugd Talent Challenge 2025
Antwerp, 24 - 26/1/2025

Programmanr. 42
26/01/2025 - 16:50

Jongens, 100m vrije slag

13 - 14 jaar
Resultaten

Punten: AQUA 2024

| Rang | Geb. | Tijd | Pnt |
|---------|------------------------|----------|-------------|
| 13 jaar | | | |
| 1. | WACHTELAER, Celle | 12 AST | 1:02.00 431 |
| 2. | VOET, Lars | 12 KAZS | 1:02.47 422 |
| 3. | DILLEN, Finn | 12 ZGEEL | 1:02.71 417 |
| 4. | VANOLANDE, Thibault | 12 STZ | 1:02.72 417 |
| 5. | DE BIE, Daan | 12 FIRST | 1:03.84 395 |
| 6. | ALEGRE, Agustin | 12 BRABO | 1:03.91 394 |
| 7. | VANDIJCK, Samuel | 12 DMB | 1:04.36 385 |
| 8. | WALTERUS, Kilyan | 12 DMB | 1:05.15 372 |
| | VERVLOET, Finn | 12 GZVN | 1:05.15 372 |
| 10. | VAN SEVEREN, Merlijn | 12 BRABO | 1:05.93 359 |
| 11. | LESCRAUWAET, Max | 12 STZ | 1:05.95 358 |
| 12. | VROMAN, Finn | 12 STA | 1:06.12 355 |
| 13. | VAN CRAEYNEST, Bas | 12 ROSC | 1:06.17 355 |
| 14. | PICEU, Seppe | 12 KZK | 1:06.61 348 |
| 15. | RATIU, Matheo | 12 ZCT | 1:06.63 347 |
| 16. | BERVILLE, Brice | 12 ISWIM | 1:07.15 339 |
| | COUVREUR, Fred | 12 HOZT | 1:07.15 339 |
| 18. | BOGAERTS, Sander | 12 MEGA | 1:07.16 339 |
| 19. | BEHEYT, Mathis | 12 ISWIM | 1:07.20 339 |
| 20. | HOEFMAN, Hannes | 12 STW | 1:07.57 333 |
| 21. | MARTELÉ, Stan | 12 MEGA | 1:07.66 332 |
| 22. | VANNESTE, Daan | 12 KZK | 1:07.76 330 |
| 23. | VAN GOETHEM, Arthur | 12 STW | 1:07.80 330 |
| 24. | WAUTERS, Sacha | 12 SCWR | 1:08.33 322 |
| 25. | MAERTENS, Toon | 12 ZCT | 1:08.50 320 |
| 26. | NIJS, Bas | 12 TRUST | 1:08.58 319 |
| 27. | VERNIMMEN, Nicholas | 12 LAQUA | 1:08.82 315 |
| 28. | COENE, Tiele | 12 TIME | 1:08.95 313 |
| 29. | CRISTIAN DAMIAN, Ianis | 12 BRABO | 1:09.04 312 |
| 30. | GEUTJENS, Maxime | 12 DMB | 1:09.23 310 |
| 31. | PROUVÉ, Viktor | 12 BEST | 1:09.29 309 |
| 32. | JAMAR, Kamiel | 12 STZC | 1:09.41 307 |
| 33. | CEUSTERS, Robin | 12 BRABO | 1:09.62 304 |
| 34. | CALLEWAERT, Eben | 12 BZK | 1:10.32 295 |
| 35. | DERAEMAECCKER, Mathias | 12 LAQUA | 1:10.43 294 |
| 36. | AERENS, Jef | 12 TSZ | 1:10.49 293 |
| 37. | VAN DAELE, Nand | 12 FAST | 1:10.54 293 |
| 38. | CLERCKX, Thomas | 12 AZV | 1:11.01 287 |
| 39. | BLOMME, Stan | 12 TZT | 1:11.27 284 |
| 40. | ROCKELÉ, Lowie | 12 ZCT | 1:13.97 254 |
| FF | VINCENT, Rune | 12 ISWIM | |

14 jaar

| | | | |
|----|--------------------|----------|-------------|
| 1. | DELIE, Vico | 11 ISWIM | 57.55 539 |
| 2. | THONON, Matisse | 11 MEGA | 58.76 507 |
| 3. | DE VALCK, Thibault | 11 HOZT | 58.91 503 |
| 4. | WOJCIULA, Tymon | 11 ZNA | 59.32 492 |
| 5. | PAUWELS, Millau | 11 ISWIM | 59.63 485 |
| 6. | LAFAUT, Jerome | 11 MEGA | 1:00.01 476 |



Vlaamse Jeugd Talent Challenge 2025
Antwerp, 24 - 26/1/2025

Programmanr. 42, Jongens, 100m vrije slag, 14 jaar

| Rang | Geb. | Tijd | Pnt |
|------|---------------------------|----------|-------------|
| 7. | BAERT, Miel | 11 TIME | 1:00.10 474 |
| 8. | DEBECKER, Matheo | 11 DMI | 1:00.49 464 |
| 9. | VANSTECHELMAN, Lucas | 11 DDAT | 1:00.88 456 |
| 10. | HUFKENS, Ilian | 11 ZGEEL | 1:01.30 446 |
| 11. | KERSTENS, Bavo | 11 BRABO | 1:01.59 440 |
| 12. | VANVYAENE, Matthys | 11 TIME | 1:01.60 440 |
| 13. | HOOGHE, Mauro | 11 ISWIM | 1:01.65 439 |
| 14. | TAYYEM, Abdo-almallek | 11 HZS | 1:01.99 431 |
| 15. | DEMEYERE, Lars | 11 UZKZ | 1:02.08 430 |
| 16. | DIERICK, Oscar | 11 LAQUA | 1:02.31 425 |
| 17. | SCIACCA, Leandro | 11 TSZ | 1:02.40 423 |
| 18. | SCHRAUWEN, Bjarne | 11 TSZ | 1:02.56 420 |
| 19. | GYULNAZARYAN, Max | 11 WST | 1:02.82 415 |
| 20. | TIELEN, Sander | 11 DMB | 1:02.96 412 |
| 21. | HALLET, Brent | 11 STZ | 1:03.13 408 |
| 22. | BAEYENS, Warre | 11 TIME | 1:03.15 408 |
| 23. | SLUYTS, Tibe | 11 WST | 1:03.28 406 |
| 24. | FRANSEN, Dylano | 11 PZC | 1:03.39 403 |
| 25. | VETS, Wannas | 11 KAZS | 1:03.77 396 |
| 26. | VAN DOOREN, Warre | 11 ZN | 1:03.79 396 |
| 27. | BALCAEN, Sander | 11 UZKZ | 1:04.27 387 |
| 28. | WILLEMS, Jerke | 11 TIME | 1:04.38 385 |
| 29. | FREDERIX, Lou | 11 DBT | 1:04.58 382 |
| 30. | ROOMAN, Egon | 11 LAQUA | 1:04.74 379 |
| 31. | ROOMAN, Hugues | 11 LAQUA | 1:04.98 375 |
| 32. | KEUSTERMANS, Lard | 11 HOZT | 1:05.37 368 |
| 33. | STABEL, Jasper | 11 KST | 1:05.63 363 |
| 34. | DE DECKER, Tibe | 11 MEGA | 1:06.06 356 |
| 35. | POPPE, Warre | 11 AZL | 1:06.24 354 |
| 36. | VAN HOEY BILLIET, Raphaël | 11 STW | 1:06.34 352 |
| 37. | BOURDIAUDHY, Thibau | 11 STW | 1:06.56 348 |
| 38. | GALLE, Lauris | 11 TIME | 1:06.87 344 |
| 39. | DEGRANDE, Vic | 11 STA | 1:08.59 318 |
| 40. | THUYLIE, Vic | 11 KZK | 1:08.63 318 |
| 41. | JANSSEN, Thibe | 11 DBT | 1:09.56 305 |
| FF | VRANKEN, Barend | 11 DMB | |
| FF | VANDEBORGHT, Milan | 11 SCZ | |
| FF | BEGUE, Milann | 11 ZGEEL | |



Vlaamse Jeugd Talent Challenge 2025
Antwerp, 24 - 26/1/2025

Programmanr. 43
26/01/2025 - 17:05

Meisjes, 4 x 100m vrije slag

11 - 12 jaar
Resultaten

Punten: AQUA 2024

| Rang | | | | | | Tijd | Pnt |
|------|----------------------|----|-------|--------------|----------------------------|----------------|---------------|
| 1. | DMB | | | DMB | | 4:38.53 | 416 |
| | NOUWEN, Fleur | 13 | 33.83 | 1:11.35 | VANHEESWIJCK, Amelea | 13 | 33.79 1:11.09 |
| | BEIJNSBERGER, Louise | 14 | 34.05 | 1:09.34 | THEUWISSEN, Nore | 13 | 31.94 1:06.75 |
| 2. | TRUST | | | TRUST | | 4:50.75 | 365 |
| | WYNANTS, Hanne | 13 | 33.92 | 1:12.58 | ROSSEEL, Janne | 14 | 35.47 1:15.96 |
| | DEPLOIGE, Felien | 13 | 32.47 | 1:09.27 | REMANS, Rosalie | 13 | 34.83 1:12.94 |
| 3. | MEGA | | | MEGA | | 4:50.78 | 365 |
| | TAVERNIER, Lucia | 13 | 32.87 | 1:09.40 | VANDER HOOGERSTRAETE, Nora | 14 | 36.30 1:18.30 |
| | VAN DER PLAS, Lotte | 13 | 33.88 | 1:11.71 | WAIGNEIN, Rosie | 13 | 34.28 1:11.37 |
| 4. | LAQUA | | | LAQUA | | 4:51.19 | 364 |
| | PEERSMAN, Malin | 14 | 34.66 | 1:11.01 | SOARES ALMEIDA, Anna | 14 | 37.58 1:19.02 |
| | ANTIPINA, Alexandra | 14 | 35.46 | 1:13.10 | ROGIERS, Layla | 14 | 31.97 1:08.06 |
| 5. | DBT | | | DBT | | 5:00.15 | 332 |
| | VAN HEES, Lenthel | 14 | 35.16 | 1:15.40 | JANSSENS, Lieze | 13 | 35.64 1:17.03 |
| | CREMER, Fotini | 13 | 34.63 | 1:15.13 | PIRA, Anne-Sophie | 13 | 34.09 1:12.59 |
| 6. | TZT | | | TZT | | 5:08.48 | 306 |
| | VAN STEENKISTE, Lia | 13 | 35.55 | 1:14.82 | VERNIEUWE, Leanne | 14 | 38.30 1:21.19 |
| | HUYBEN, Stien | 14 | 36.74 | 1:17.84 | VANDENBROUCKE, Febe | 13 | 34.96 1:14.63 |
| FF | ZN | | | ZN | | | |



Vlaamse Jeugd Talent Challenge 2025
Antwerp, 24 - 26/1/2025

Programmanr. 44
26/01/2025 - 17:10

Jongens, 4 x 100m vrije slag

11 - 12 jaar
Resultaten

Punten: AQUA 2024

| Rang | | | | | | Tijd | Pnt |
|------|---------------------|----|-------|---------|-----------------------------|----------------|---------------|
| 1. | ISWIM | | | ISWIM | | 4:41.66 | 298 |
| | CLAEYS, Ybo | 13 | 33.18 | 1:09.25 | MEUL, Rune | 13 | 35.21 1:13.45 |
| | DE BRUYNE, Sander | 13 | 34.05 | 1:11.27 | HAUSPIE, Niel | 13 | 32.25 1:07.69 |
| 2. | BRABO | | | BRABO | | 4:47.20 | 281 |
| | VERCAMMEN, Magnus | 13 | 34.72 | 1:12.44 | IMBERT, Otis | 13 | 32.77 1:10.53 |
| | TIEST, Falco | 13 | 35.33 | 1:14.02 | APERS, Reda | 13 | 32.92 1:10.21 |
| 3. | STZ | | | STZ | | 4:54.20 | 261 |
| | VANDERGUCHT, Jonas | 13 | 32.99 | 1:11.33 | GHISLAIN, Antoine | 13 | 35.76 1:16.93 |
| | WIELEMAN, Robbe | 13 | 35.49 | 1:15.42 | HALLET, Jessen | 13 | 33.48 1:10.52 |
| 4. | TZT | | | TZT | | 4:56.69 | 255 |
| | DESANTE, Leon | 13 | 34.18 | 1:11.00 | CHRISTIAENS, Lucas | 13 | 35.68 1:15.10 |
| | GEERS, Arnout | 14 | 37.20 | 1:19.99 | THIELEMANS, Leon | 13 | 33.21 1:10.60 |
| 5. | MEGA | | | MEGA | | 4:58.17 | 251 |
| | HUENS, Briek | 13 | 35.44 | 1:13.68 | VAN THILLO, Bastijn | 14 | 37.90 1:18.40 |
| | TEIRLINCK, Tigo | 14 | 34.81 | 1:14.88 | DE VREESE, Seppe | 14 | 33.58 1:11.21 |
| 6. | SCWR | | | SCWR | | 5:03.75 | 238 |
| | BEUSELINCK, Liam | 14 | 35.27 | 1:13.21 | GRELLIER, Oscar | 14 | 36.90 1:17.96 |
| | AERTS, Lenn | 13 | 35.61 | 1:14.65 | ANSLOT, Sacha | 13 | 36.77 1:17.93 |
| 7. | LAQUA | | | LAQUA | | 5:06.34 | 232 |
| | GINKELS, Robbe | 14 | 34.70 | 1:12.52 | NAUDÉ, Daniël | 13 | 37.11 1:18.72 |
| | DUDLEY, John Andrew | 14 | 39.49 | 1:22.54 | ROOMAN, Alexis | 13 | 34.85 1:12.56 |
| 8. | ZN | | | ZN | | 5:07.72 | 228 |
| | VERDONCK, Stan | 13 | 33.40 | 1:10.91 | VANHAESEBROECK, Louis-Emile | 14 | 37.99 1:23.64 |
| | VAN DOOREN, Witse | 13 | 35.44 | 1:18.17 | THIJSBAERT, Nio | 13 | 35.20 1:15.00 |

